



Largest number of  
**GREEN CERTIFIED**  
Modular Interior Systems  
IN INDIA

*All copyrights, trademarks, Intellectual property rights, patents reserved in name of IQUBX pvt ltd and its directors. Any copying of logo, images, designs, product designs without explicit written permission of the directors of IQUBX pvt ltd shall be a punishable offence. All the product designs are IPR protected*




**Innovative  
Green Certified  
Modular  
Interior  
Systems**

[www.iqubx.com](http://www.iqubx.com) 







connect with us on  
Linkedin



follow our page on  
Linkedin



follow & like us on  
facebook



follow us on  
Instagram



give us a review on  
google



subscribe our  
youtube channel



*All copyrights, trademarks,  
Intellectual property rights,  
patents reserved in name of  
IQUBX pvt ltd and its directors.  
Any copying of logo, images,  
designs, product designs without  
explicit written permission of the  
directors of IQUBX pvt ltd shall  
be a punishable offence. All the  
product designs are IPR  
protected*

**Innovative  
Green Certified  
Modular  
Interior  
Systems**

[www.iqubx.com](http://www.iqubx.com)





## A few of our prestigious clients

**AECOM**

**GAR**  
Creating tomorrow today

**Tech  
Mahindra**



**amazon**



**SIEMENS**



**WAVE  
One**



**Kajaria**



**ISA**  
Architects

**VYOM**  
Architects



**Exports to Canada, Maldives, Nepal**

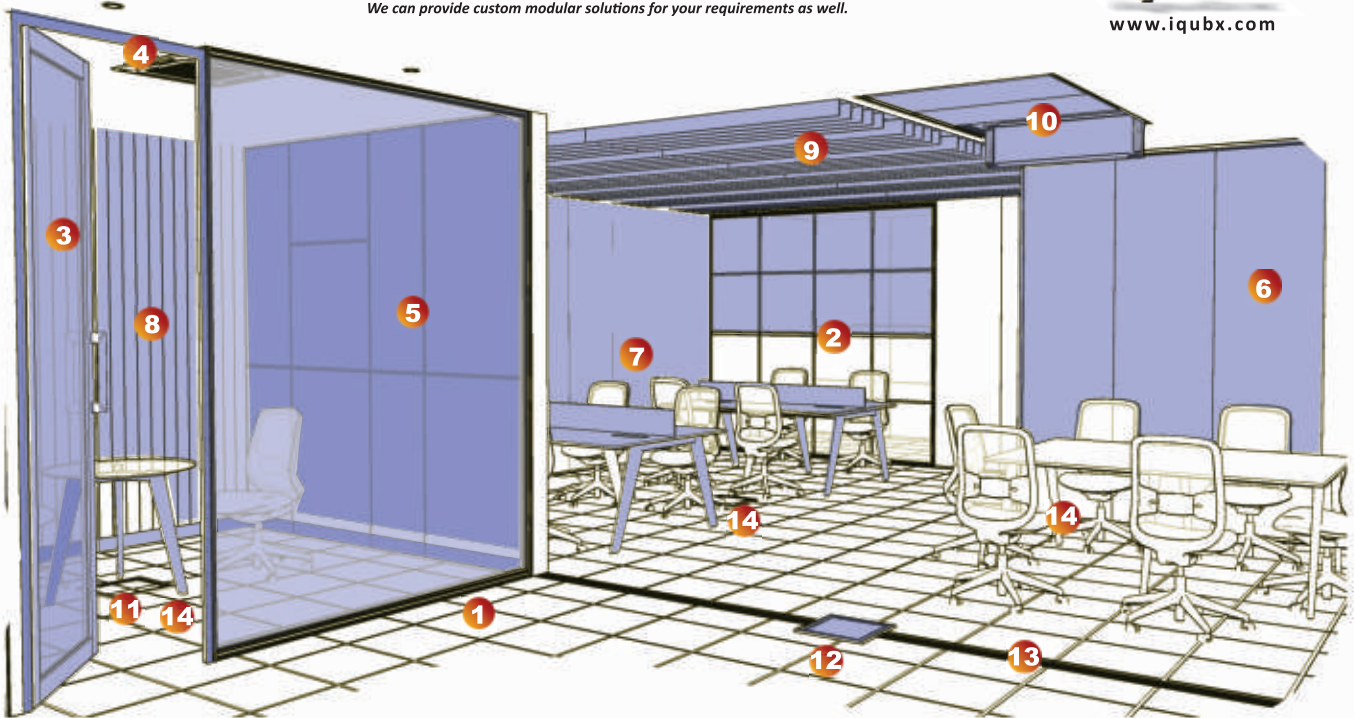


innovative | quick to install | highly customizable

+91 9999001967, 8506074444

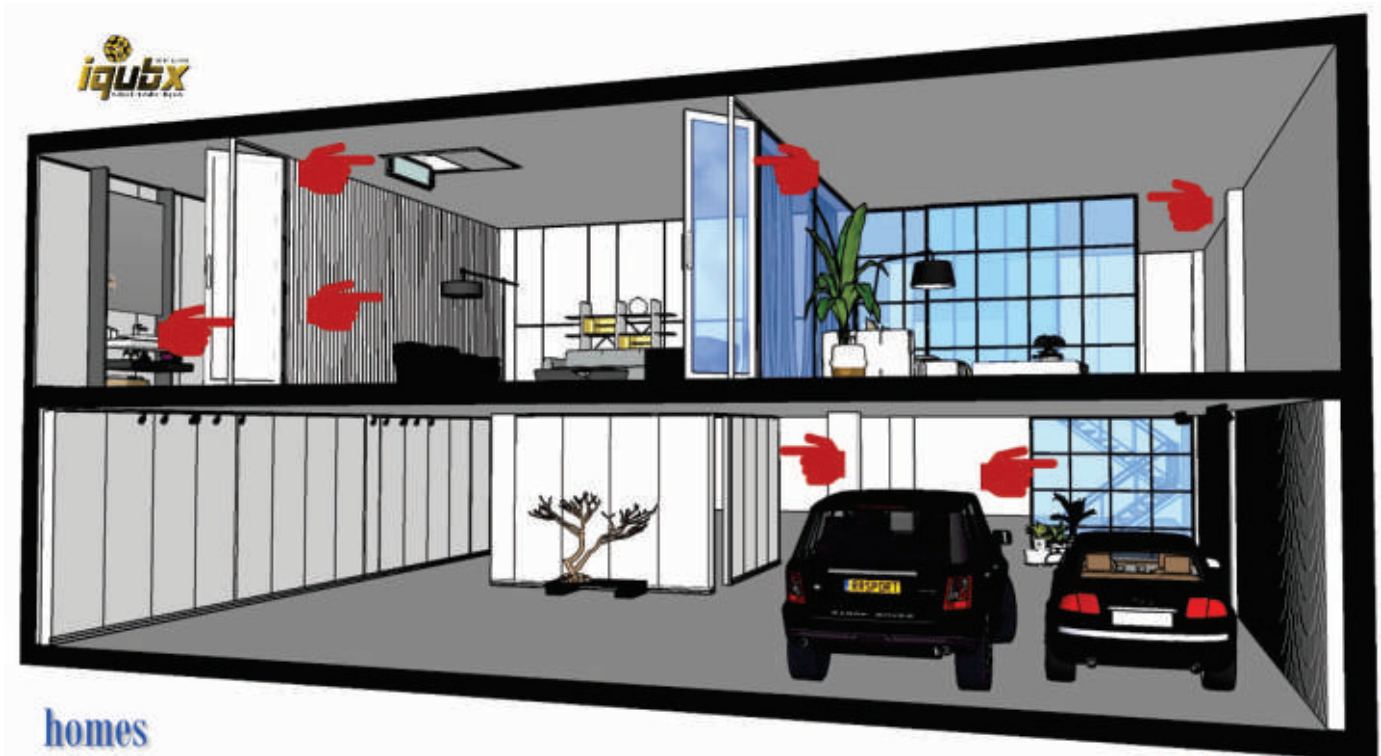
Largest number of GREEN CERTIFIED MODULAR INTERIOR SYSTEMS IN INDIA

Very innovative and green certified, IQUBX modular interior systems can help create offices ultrafast with minimum human labour and very economic cost. These systems can be easily modified, making such spaces very adaptable and flexible to cater to changing future requirements. We can provide custom modular solutions for your requirements as well.



**IQUBX for COMMERCIAL OFFICE & CO-WORKING SPACES**


- 1 Glass partition 2 Grid glass partition 3 Glass stile door 4 Modular Door frame 5 Demountable wall partition 6 Dry wall stone / tile / paint partition
- 7 Wall paneling 8 Aluminium wall paneling 9 Baffle ceiling 10 Ceiling trap door 11 Floor junction box 12 Floor box 13 Raceway 14 Modular table leg system



homes




Offices | Residences  
Hospitals | Institutes | Universities  
Retail | Hotels  
Smart Cities | Airports  
Railway & Metro Stations





“  
Our highly *flexible, high performance, customizable & reusable green certified interior systems can bring down capital cost and time of creating interiors from many weeks to a few days, with minimum labour – at optimal prices and minimum carbon footprint. They can even be reconfigured to match with evolving future requirements and can easily be relocated, saving huge investments and giving freedom to users in their decision making*  
”



## Features

-  Very Innovative, Unique and patent applied designs
-  Greenpro certified, made of recycled aluminum 6063 alloy T6 tempered
-  Sophisticated engineering
-  Very High performance
-  Made completely in India
-  BS 476 Part 6 Fire Propagation Class 0  
BS 476 Part 7 Surface Spread of Flames Class 1  
BS 6853:1999 .Smoke Emission. Pass  
BS 6853: 1999. Toxic Fume Emission. Pass,  
T6 6063 aluminium alloy is non-combustile, doesnt burn, melts with no gaseous release, has high thermal conductivity; powder coating on aluminium further enhances the fire resistant properties;

## Benefits

-  Ultra Fast instalation on site
-  Minimum manpower on site
-  Very Economic pricing
-  Highly Customizable as per your requirements
-  High level modularity - Modifiable even post-installation
-  Relocatable
-  Minimum Turn-around-time
-  Minimum components for better logistics and maintenance
-  Made in India ensures future availability of spare components
-  Contributes to Sustainable project requirements
-  New Custom solutions designed as per your requirements



# Custom Solutions

Our systems are highly customizable to your requirements, being made of sophisticatedly engineered components, which can be fitted in various configurations like lego blocks. This helps architects and interior designers and brands realize their dream designs.

**If our systems are not able to fulfill your requirements, we offer to design brand new custom solutions for you, that too with minimum turnaround time and without prior commitments from you.**

**IQUBX is positioned as the custom solution provider to the industry, perhaps, one of the rare few in this domain in India. We are able to do this by leveraging our agile, flexible, lean and innovative design - manufacturing strategies.**


## Siemens CTR -CDR racks for use in Delhi Metro

Siemens approached us for design and manufacturing of open frame rack systems for cable termination racks and cable distribution racks used for mounting signaling equipments for metro rail projects like Delhi metro.

They were importing such systems from Germany and were trying to develop it in India for more than 3 years.

IQUBX developed the designs in 3 days and delivered the first production piece within 3 months. The German solution was made from 20 to 30 different type of components, while the system designed by us was based on just 6 type of components.

It has been green certified by IGBC and comes at a fraction of cost and delivery time in comparison to the imported ones.



## GMR hyderabad airport 80' x 25' partition

GMR hyderabad was facing an audit issue from Customs & Excise department as the partition between the domestic and international arrival hall was just an 8 feet high glass partition. IQUBX developed a solution for 80 feet x 25 feet high partition and installed it in operational airport conditions within a month. IQUBX used the open frame rack system as base components which were developed for Metro rail cable termination racks.

**We have given innumerable custom solutions to architects and brands. For instance, we developed raceway integrated LED overhead raceway for use in railways for ISA projects.**

**We have developed floor box with inclined sockets for requirements in Africa.**



“ *Be Agile | Be lean | Dream boundless* ”

These systems are innovative, integrated & intelligent - I cubed, and hence – Iqubx

**All systems are designed and manufactured in India, are design rights protected and have 3 patents applied**



“

**We have redefined “modularity” in interior systems space and brought a complete paradigm shift in our market space.**

**We deliver the promised value proposition because of our core structure and philosophy.**

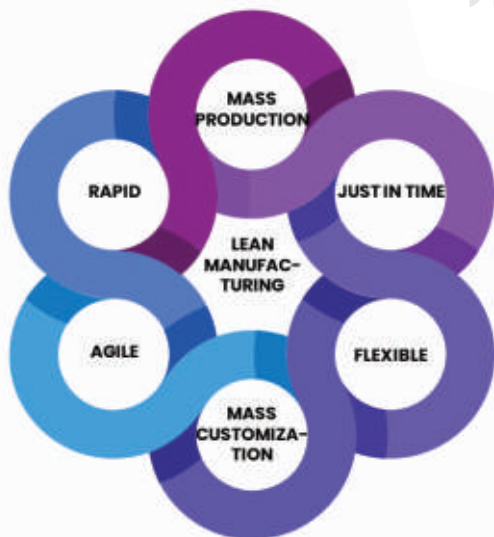
I QUBX is the designer & manufacturer of the **largest number of Green certified Modular Interior systems in India**. Certified by Indian Green Building Council, most of them are **the only products with green certification in India in their categories**.

Born as a DIPP registered startup in 2017, we are a company which has grown out of passion and is very **agile, lean and customer centric**, with no existential boundaries or rule book.

The organization was **founded by Mr Amit Garg, B.Arch, M. Arch** from prestigious School of Planning and Architecture, New Delhi, with more than 25 years of experience in domain of Architecture as well as Interiors.



”



## MODULARity

Lean & Agile Manufacturing

Asset light organization



**A**ll our systems are innovative, high performance and packed with features; thus, providing a huge list of benefits for all stake holders – designers, contractors, investors, end users and Environment.

Our innovative systems like *glass & solid partitions, baffle ceilings, ceiling trap doors, workstation systems, doors and door frames, junction boxes and raceways and different paneling and cladding systems* are designed entirely in India and are being appreciated globally for their out-of-box approach. A few of them have even patent applied on them.

Core of innovation in these systems is that they **can be assembled with minimum number of components multifunctional components freely integratable with one-another, just like a LEGO toy**. We have opted for scalable manufacturing techniques and materials like **100% recycled aluminum** for its high manufacturability and endless recyclability. Our systems are designed to protect the environment by bringing down drastically the energy footprint of product development as well as each system installation. This makes our systems very economical & environmentally sustainable.

*The real innovation is however, using these systems to evolve other system solutions. For instance, the open rack modular rack system designed as import substitutes for Siemens' signaling equipment requirements was used to create a 80 feet X 25 feet light weight partition at Hyderabad airport. The same system is harnessed for creating our workstation leg systems and dry wall cladding room partition system as well.*

Our “**ennovation**” (a word coined by Mr Amit Garg) or entrepreneurial innovation, and authentic work has enabled of our products to be on **page 1 rank 1 of Google organic search result pages**. This has made us discoverable all over India and the world, enabling professionals, brands and entrepreneurs to seek us out for our solutions.

**IQUBX is on a path to become a global brand**

*The Baffle ceiling systems include patent pending models with changeable finishes and integrated lighting; modular stackable model and a very cost-effective design where one can have any height as required. Our ceiling trap doors can be made to any size and are very safe & easy to install.*

*The high acoustic performance glass partition systems can have single or double glass pane in same frame. Demountable partitions are ultra-fast installing with removable and changeable panels to easily access embedded services like electric conduits.*

*Our dry wall cladding room partitions can create rooms and wet area overnight, while floor boxes and floor junction boxes can be made to any size and create beautiful interiors with floor finishes embedded in the lids.*

*The DIY kit like modular leg systems for workstations and tables can be completely reconfigured to create different sizes and layouts of workstations very easily and without any wastage – that too, right on site itself.*

design objectives	product features / design strategies	advantages
<p><b>Minimum wastage &amp; logistics</b></p> <p><b>Lower development cost &amp; fast product evolution to address customer needs</b></p> <p><b>Overall lesser impact on environment with ease of recyclability</b></p> <p><b>Highly engineered design at micro level to deliver a holistically simple products</b></p>	<p>Innovative and unique patent designs</p> <p><b>Modular construction</b></p> <p><b>Minimum number of components</b>                      Floor Junction box ( patent pending) has only 3 profiles                      Ceiling Trap door has just 3 profiles                      Skirting &amp; Char rail has single profile with the waste section used as mounting cleat on which the skirting profile self- interlocks.</p> <p><b>Multipurpose use of same Components in different products &amp; multi use of same product system for different functionality</b>                      Junction Box &amp; Ceiling Trap door – both are having same profile                      Skirting &amp; Chair rail – are also having same profile                      CTR, CDR, Server panel &amp; electrical panel – two different products but are having the same profile                      Glazed partition, modular work station partition &amp; door frame – are also having same profile</p> <p>Avoiding connector parts through <b>innovative standardized joinery</b> like nuts &amp; bolts, screws across product lines</p> <p><b>Maximum homogeneity</b> of basic material – <b>100% recycled aluminium</b></p>	<p><b>Highly reusable</b> and High Scrap value</p> <p><b>minimum wastage and logistics</b></p> <p>long life cycle of product</p> <p><b>Very low maintenance</b> - Robust, strong, durable and non-corrosive</p> <p><b>minimum and fast assembly time</b>, ease of disassembly and repair, reduced human labor</p> <p>ergonomic comfort of end users &amp; <b>enhanced functionality</b></p> <p><b>Cost effective designs</b></p> <p>built in flexibility of <b>customization as per client requirements</b></p> <p>ideal for recyclability of pre-consumer as well post-consumer material – <b>meeting user organization sustainability goals</b></p>



# Awards & Recognitions



उद्योग आदर्श				
Udyog Adhar				
<b>A</b>				
<b>Udyog Adhar Information</b>				
MSME Registration No: 22/0200436000001 MSME Category: 28320 - Plastic Products MSME Size: Medium MSME Address: 1st Floor, Plot No. 20/2, Sector 3, Gurgaon, Haryana				
<b>MSME Registration Details</b>				
S. No.	MSME Code	MSME Description	MSME Status	MSME Type
1	28320	Manufacture of plastic products	Active	Medium
2	28320	Manufacture of plastic products	Active	Medium
3	28320	Manufacture of plastic products	Active	Medium
4	28320	Manufacture of plastic products	Active	Medium
5	28320	Manufacture of plastic products	Active	Medium
6	28320	Manufacture of plastic products	Active	Medium
7	28320	Manufacture of plastic products	Active	Medium
8	28320	Manufacture of plastic products	Active	Medium
9	28320	Manufacture of plastic products	Active	Medium
10	28320	Manufacture of plastic products	Active	Medium
11	28320	Manufacture of plastic products	Active	Medium
12	28320	Manufacture of plastic products	Active	Medium
13	28320	Manufacture of plastic products	Active	Medium
14	28320	Manufacture of plastic products	Active	Medium
15	28320	Manufacture of plastic products	Active	Medium
16	28320	Manufacture of plastic products	Active	Medium
17	28320	Manufacture of plastic products	Active	Medium
18	28320	Manufacture of plastic products	Active	Medium
19	28320	Manufacture of plastic products	Active	Medium
20	28320	Manufacture of plastic products	Active	Medium



◀ Widest  
range of  
Green  
certified  
Modular  
Interior  
Systems ▶



- 12** MODULAR BAFFLE CEILINGS
- 20** CEILING TRAP DOORS
- 26** GLASS PARTITION SYSTEMS
- 36** DOOR AND DOOR FRAMES
- 44** DEMOUNTABLE PARTITION SYSTEMS  
PANELING SYSTEMS
- 50** DRY WALL CLADDING PARTITIONS FOR WET AREAS
- 52** WORK STATIONS LEG SYSTEMS
- 59** FLIPTOP BOX FOR WORKSTATIONS
- 60** MODULAR WORKSTATION PARTITIONS
- 62** ELECTRICAL TRUNKING SYSTEMS  
FLOOR JUNCTION BOX  
FLOOR BOX  
FLOOR RACEWAYS
- 74** OPEN MODULAR FRAME STRUCTURE SYSTEM
- 77** CABLE TERMINATION RACK - DISTRIBUTION RACK
- 78** SKIRTING BOARD
- 79** CHAIR RAILS, CORNER GUARD, CARPET TRANSITION PROFILE



All copyrights, trademarks, Intellectual property rights, patents reserved in name of IQUBX pvt ltd and its directors. Any copying of logo, images, designs, product designs without explicit written permission of the directors of IQUBX pvt ltd shall be a punishable offence. All the product designs are IPR protected



go to webpage



# MODULAR BAFFLE CEILING SYSTEMS

BFC1  
BFC2  
BFC12

BFC3  
BFC4  
BFC5

BFC6  
BFC7

[www.iqubx.com](http://www.iqubx.com)



Green Certified - patent applied

BFC4







IQUBX has now developed innovative and creative, highly customizable, modular and multifunctional, Aluminium based Baffle Ceiling Systems (**certified GREENPRO by IGBC, CII**) for modern age interiors.

These systems are unique and highly innovative flexible systems which provide opportunity of creative expression to architects and designers. For instance, some of these can provide possibility of unique combinations of materials, patterns, orientation, profiles, finishes and integrated lighting solutions while some may provide flexibility of sizes.

IQUBX systems are probably world's first integrated lighting baffle ceiling system in which multiple and different faces can be lit with edge lit acrylic.

A few of these baffle ceilings have **PATENT APPLIED** for their unique modular design.

IQUBX Baffle Ceiling Systems are used in Offices, Schools & Universities, Libraries, Entrance foyers & reception areas, Call-centers, Airports, Metro-Stations, retail areas, Malls and Industries, Cafes as well as residential apartments.



### Key Advantages of IQUBX Baffle Ceiling Systems

All baffle ceilings are Green Building product certified GREENPRO by IGBC, CII, based on 100% recycled aluminium

Unique designs with PATENT APPLIED on BFC1, 2 and 12

Unique functionalities and features like - same profiles can be assembled in 6 different combinations of shapes and orientations in case of BFC1, 2 and 12. Other baffle systems like BFC3 allows any finish and height (dimension), and BFC 5 allows versatile shaped stacking modular system to fire the imagination of the designers

Highly customizable Modular systems – Endless combinations and permutation of patterns and finishing materials in various baffle ceiling systems, which are Modular by design, to suit the functional, aesthetical & acoustic requirements – lacquered glass, laminated ply or pre-laminated board, edge-lit acrylic, cork, printed vinyl, polished veneer and so on

Can incorporate sound absorbing materials like a cork as per requirement, at a very low cost, in most of the systems

Integration of Light possible on various faces providing a unique look. IQUBX introduces, probably, world's first integrated lighting baffle ceiling system in BFC1, 2, 12, and BFC5

These innovative baffle ceiling system can be used in all kind of interiors like Malls, offices, Apartments, Hospitals, Schools, Universities, Metro/Railway Stations, Airports and even in homes

Easy to relocate & reuse (change of finish possible) easy to assemble, Dismantle, Reuse


Easy accessibility to the ceiling services like piping, wiring, ductwork for maintenance work

Minimum Components for Logistics

Almost zero maintenance

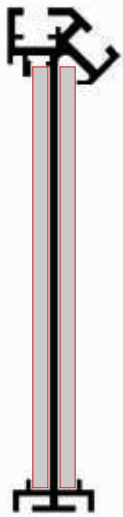
Very economically priced





**MODULAR  
BAFFLE CEILING  
BFC01 120 x 27**

<https://iqubx.com/aluminium-sound-baffle-ceiling-system/>



**Technical Data**

**BFC1**  
120 X 27 mm

**Material finishes options**

- Lacquered glass
- Cork
- ACP sheet
- Laminated mdf
- Veneer
- Printed vinyl on sunboard / PVC sheet
- Edge lit acrylic

Powder coated in any color or anodized

**GREENPRO** certified, made of 6063 aluminium alloy, 100% recycled aluminium- 10% pre-consumer & 90% post-consumer

*BFC1 can have any 4 mm finish embedded on 2 surfaces, including edge-lit LED. The top side of profile is used to fix it with subframe at 90 or 45 deg with subframe, with help of M5 bolts*



**Linear baffle 120x27 with changable 4mm material including edge lit acrylic light finishes on 2 surfaces**



Our Innovative Baffle Ceiling System BFC 1, 2, 12 has mainly Two Aluminium Section Profiles; one is IQUBX BFC-1 and second is IQUBX BFC-2. The USP of IQUBX Baffle ceiling system is that the IQUBX BFC-1 and IQUBX BFC-2 can also be combined to form a new type of Baffle System called as IQUBX BFC-12, and all of them can be hung in two different angles. This allows a possibility of 6 combinations of shapes. These shapes can be hung in different patterns. further, these shapes and patterns can be finished with endless different combinations of colours and materials

IQUBX BFC-1 is one of a kind **linear slim Aluminium channel**, that has a capacity to hold various types of materials and a huge number of material combinations to provide great aesthetic looks to the ceiling.



This highly customizable, modular and multifunctional, Aluminium based Baffle Ceiling System provides unique combinations of materials, patterns, orientation, profiles, finishes and integrated lighting solutions for spaces like Airports, Railways & Metro Stations, Offices, Cafes, retail spaces as well as residential apartments.

This is probably world's first integrated lighting baffle ceiling system in which multiple and different faces can be lit with edge lit acrylic. This system has patent applied for. It can also hold materials like lacquered glass, cork, veneer, laminated ply, printed PVC.



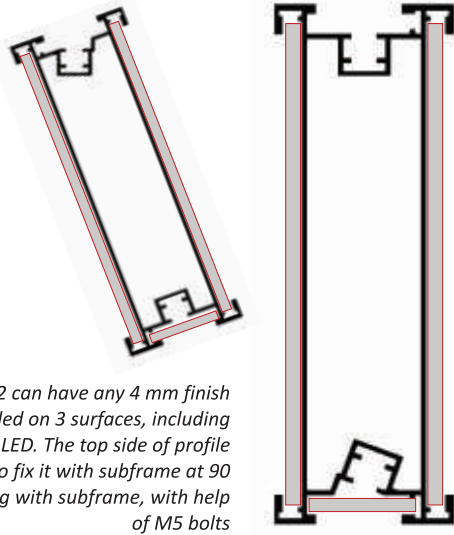
go to website






**MODULAR  
BAFFLE CEILING  
BFC02 120 x 41.5**

<https://iqubx.com/aluminium-sound-baffle-ceiling-system/>



BFC2 can have any 4 mm finish embedded on 3 surfaces, including edge-lit LED. The top side of profile is used to fix it with subframe at 90 or 20 deg with subframe, with help of M5 bolts

**Technical Data**

**BFC2**  
120 X 41.5 mm

**Material finishes options**

- Lacquered glass
- Cork
- ACP sheet
- Laminated mdf
- Veneer
- Printed vinyl on sunboard / PVC sheet
- Edge lit acrylic

Powder coated in any color or anodized



**GREENPRO** certified, made of 6063 aluminium alloy, 100% recycled aluminium- 10% pre-consumer & 90% post-consumer

*These finishes can be changed at will, depending on the occasion, to create an event and a dynamic environment*



QUBX BFC-2 is a rectangular Aluminium channel and can accommodate a huge number of material combinations on three different wall surfaces, including edge-lit acrylic.

The capability of holding up to **3 different types of materials** on each exposed surface makes it possible to provide two different types of patterns visible from two opposite sides of the room. These baffles can be used to **create vertical edge-lit baffles or portals** too.

**Box baffle 120x42 with changable 4mm material including edge lit acrylic light finishes on 3 surfaces**



BFC2 with LED lighting at bottom and wood finish



All the exposed surfaces can incorporate multiple changeable finishes including lacquered glass, cork, laminates, polished veneer, printed vinyl etc





**iqubx** interior systems  
**MODULAR**  
**BAFFLE CEILING**  
**BFC12 160 x 120**



**Technical Data**

**BFC12**  
**160 X 120 mm**

**Material finishes options**

- Lacquered glass
- Cork
- ACP sheet
- Laminated mdf
- Veneer
- Printed vinyl on sunboard / PVC sheet
- Edge lit acrylic

Powder coated in any color or anodized


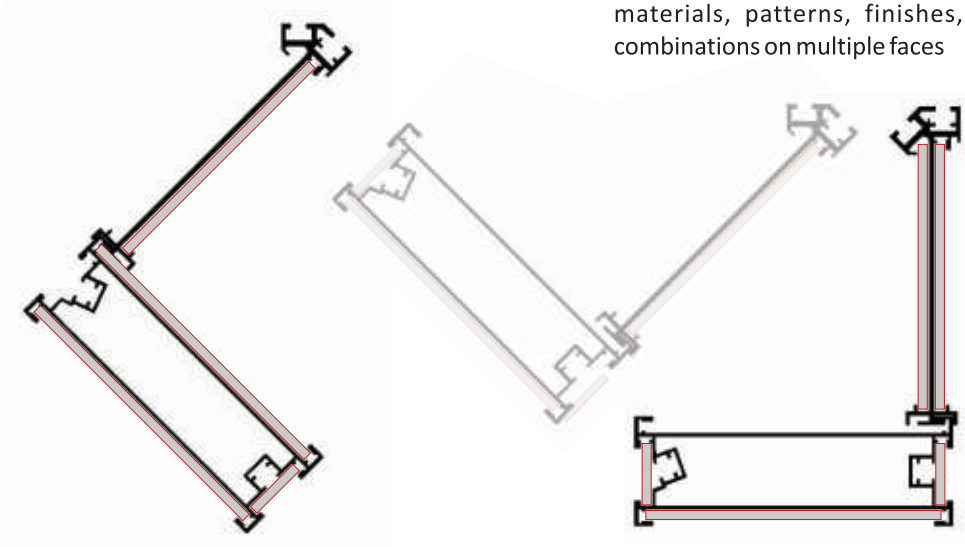
**GREENPRO** certified, made of 6063 aluminium alloy, 100% recycled aluminium - 10% pre-consumer & 90% post-consumer

<https://iqubx.com/aluminium-sound-baffle-ceiling-system/>



**Composite baffle 160x120 with possibilities of exciting combination of material finishes, orientation and LED lighting**

QUBX BFC-12 is a combination of IQUBX BFC-1 and IQUBX BFC-2.

The USP of this Baffle ceiling is that, we can merge these two profiles with each other by assembling them mechanically, with endless combinations of various types of materials, patterns, finishes, and combinations on multiple faces




*BFC12 can have any 4 mm finish embedded on 4 or 5 surfaces, including edge-lit LED. The top side of profile is used to fix it with subframe at 90 or 45 deg with subframe, with help of M5 bolts*



go to webpage





**MODULAR  
BAFFLE CEILING  
BFC04**  
100 x 25  
100 x 50

<https://iqubx.com/aluminium-sound-baffle-ceiling-system/>

This is a simple generic rectangular box section Baffle Ceiling System which can be used anywhere like Airports, Railways & Metro Stations, Offices, Cafes, retail spaces as well as residential apartments.

It is available in 2 sizes 100 x 25 and 100 x 50

It is very easy and simple to install with 2 methods - with aluminium proprietary clips as well as directly with allen bolts.

This design can be finished in any solid colour or wood texture powder coating which is maintenance free and long lasting. Alternatively, it can be anodize finished.

Box baffle 100x25 and 100x50 in wood and solid colour powdercoat finishes



**Technical Data**

**BFC04**  
100 x 25 mm  
100 x 50 mm

**Material finishes options**

Powder coated in any color / wood finish or anodized

**GREENPRO** certified, made of 6063 aluminium alloy, 100% recycled aluminium- 10% pre-consumer & 90% post-consumer



A very dynamic and evocative design using BFC4 with 4 random colours in wave one food court at noida, new delhi



Go to webpage

There are 2 fixing systems - with proprietary aluminium clips and directly with M5 bolts



100 x50 baffle with proprietary aluminium bracket hanging system






**iqubx** INTEGRATED QUALITY BUILDING SYSTEMS  
**MODULAR  
 BAFFLE CEILING  
 BFC03 any height x 39**

<https://iqubx.com/aluminium-sound-baffle-ceiling-system/>

**Box baffle any ht x 39 with true NRC value based on infill material 12mm**

*The possibility of varying height and multiple colours or finishes can make this a very versatile design tool in hands of designers*



*Painted gypsum board or mineral tiles with varying heights can create amazing designs*



**mineral ceiling tiles can be incorporated as finishes for high NRC value at very low cost**



**finishes like cork, wood is possible**

**Technical Data**

**BFC03**

**39 mm x 25 mm channel, can be assembled into any height x 39 mm**

- Lacquered glass
- Cork
- ACP sheet
- Laminated mdf
- Veneer
- Printed vinyl on sunboard / PVC sheet
- Edge lit acrylic

Powder coated in any color or anodized

**GREENPRO** certified, made of 6063 aluminium alloy, 100% recycled aluminium- 10% pre-consumer & 90% post-consumer


**B**affle Ceiling Systems, BFC3, is very economic and of very flexible size and finishes. Effectively, this system is versatile & economic for use in virtually in all the projects.

BFC3 system can be delivered in **any section height**. This modular baffle ceiling system BFC3 is a 2 component frame which can be assembled together to form a complete frame of any height as per requirement. This is made possible by making a **trussed channel with intermediate aluminium plates riveted to the end channel sections**.

This strategy results in overall reduction of material and cost. The height of this system can go as high as 300 mm or even 900 mm, if the design requires so. Higher the section, more economic would be the per unit area cost of the ceiling.

This system can also take various kind of finishing materials, but these materials are not changeable easily. Slots on both sides of the complete frame can hold **10 to 12mm thick finishing material like prelaminated particle board, gypsum board, cork sheet or veneered ply or 3mm lacquered glass or acoustic board on particle board backing** etc. One of the most innovative use of BFC3 can with 10mm thick **mineral tile** used in grid false ceiling, which have **high NRC value** and are very cost effective. Prelaminated particle board can also have printed vinyl pasted on it.

The system channels can be finished in anodizing, solid and wood powder coating, as required.

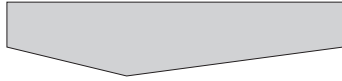
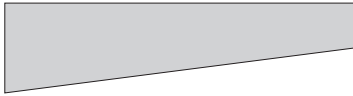


**2 components can be assembled in a chassis construction for any height**

**BFC3 with cork finish, any height possible**

**installation with proprietary clips or M5 bolts to subframe**







*BFC3 can be shaped as trapezium or curved as per design requirement, and these patterns can also vary in the installation to create further dynamic and creative designs*



*BFC3 with mineral grid tiles, any height possible. This finish can be painted as well*



*BFC3 with curved bottom, cork finish, LED highlight, and 300 mm high*





webpage

All copyrights, trademarks, Intellectual property rights, patents reserved in name of IQUBX pvt ltd and its directors. Any copying of logo, images, designs, product designs without explicit written permission of the directors of IQUBX pvt ltd shall be a punishable offence. All the product designs are IPR protected



the ONLY brand with  
**BIG size**  
**ODD size**  
Trapdoors in the country

**CEILING TRAP DOORS**  
CTD024  
CTD024A  
CTD025  
CTD023(H)



[www.iqubx.com](http://www.iqubx.com) <sup>®</sup>

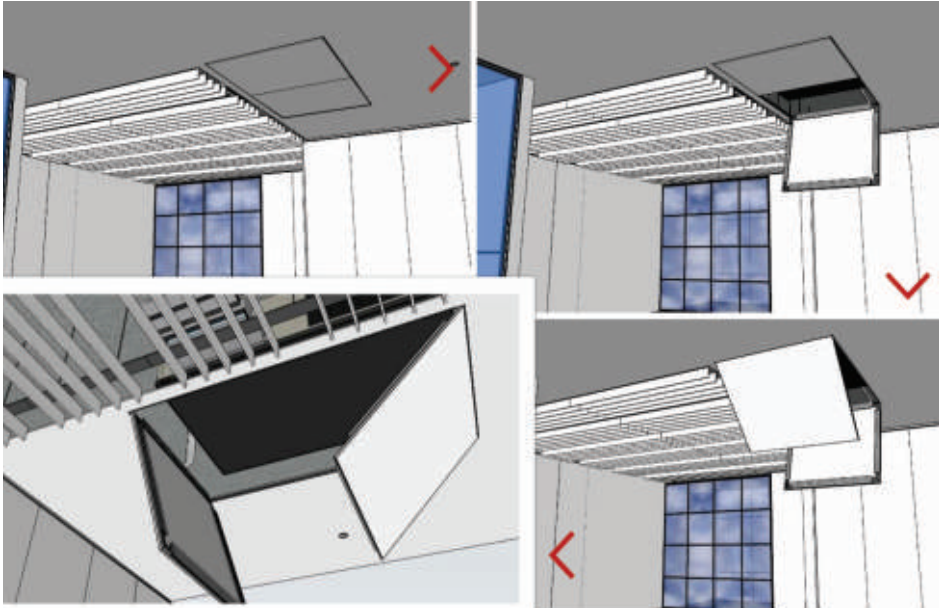




<https://iqubx.com/access-ceiling-trap-door/>

Light weight, strong, modular ceiling trap door supplied in odd and big sizes, with only a thin groove around shutters

IQUBX Access Ceiling Trap Door **CTD024** is a **GREENPRO certified (by IGBC, CII)** access panel door system or a roof hatch, designed to be of a flexible size as per requirement. **CTD024A** has acoustic insulation gasket and a lay-in type construction



**Advantages of CTD024**

They can be made to **big sizes** – upto 10' long. For instance, even 10' x 10'. Big frames & shutter are reinforced with stiffeners to prevent warping


IQUBX CTD incorporate a **proprietary multi-functional stiffener section** to **strengthens bigger shutters and frames**. It is also used as allen locks platform & as sliding hinge channel

Only a **uniform 1 to 2.5mm groove** all around due to innovative sliding hinge, making it blend seamlessly with the ceiling


They are made of a **size exactly as per requirement of the client**. For instance **odd sizes** like 467 x 1260 mm. All trap doors are fabricated to exact size with minium TAT

**Very safe - shutters are secured with steel wire & locked with allen key lock**. Sliding hinge doesn't allow shutters to fall but **shutters can be easily removed if desired**, for better access above ceiling

They are **certified Greenpro by IGBC**. The only green certified ceiling trap doors in the country



allenkey lock with firm platform



innovative bolt hinge allows access panel shutter movement for zero gap groove and complete removal of access panel door

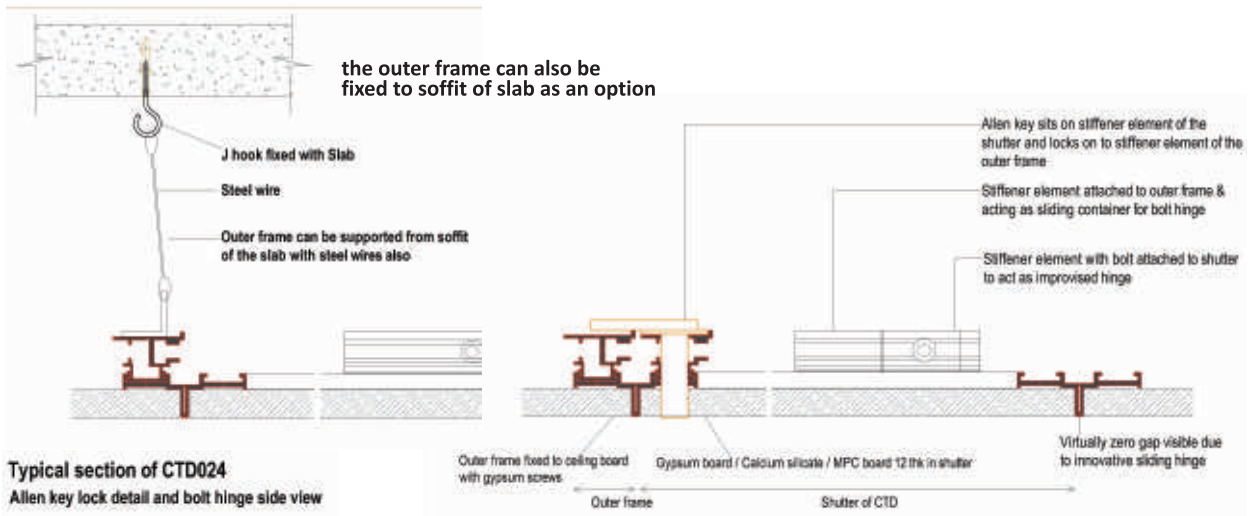


view from above ceiling side

**IQUBX CTD024 CEILING TRAP DOOR**







**Technical Data**

**Main ceiling frame & shutter section 26 x 19 mm**

**Stiffener lock hinge section 30 x 19 mm**

**Shutter panel material options, thickness 12 mm**

- Gypsum board
- Calcium silicate board
- Aluminium composite panel (ACP) with prelam particle board backing
- Prelam particle board
- Wood Polymer composite (WPC) board
- Mineral Polymer composite (MPC) board

All components are raw mill finish and can be powder coated in any powder coat color or anodized

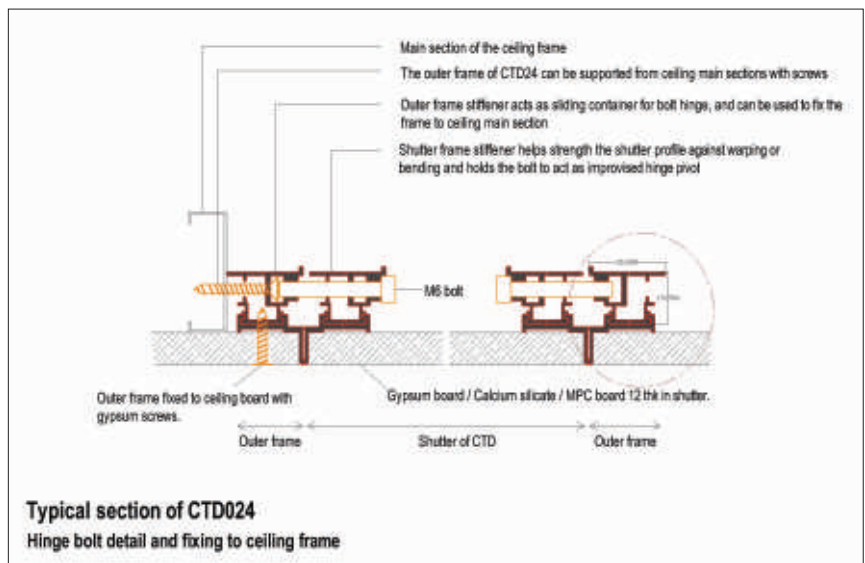
The frames are fabricated as per specified sizes of the client requirement. We can supply very large sizes as well.

**GREENPRO** certified, made of 6063 aluminium alloy, 100% recycled aluminium - 10% pre-consumer & 90% post-consumer

This system doesn't have flanges and can accommodate 12mm board in access door for a 12mm thick board finished ceiling. The 12mm board can be gypsum board, calcium silicate board, prelaminated particle board, MDF or even cement board like bison board or ACP sheet. Some architects have used laminate finish with grooves in ceiling to achieve wonderful effect as well.

It consists of an Inner Frame and an Outer Frame. Both the frames are completely flexible for any size requirement. Material for the frame is Aluminium and the finish can be anodized or powder coated as desired by the client.

The outer frame of the ceiling trapdoor is supported on the surrounding ceiling frame, or still better, secured to the soffit of the slab with an additional frames work or hangars. The cover panel door can be secured to the outer frame with Allen key system using cleats.


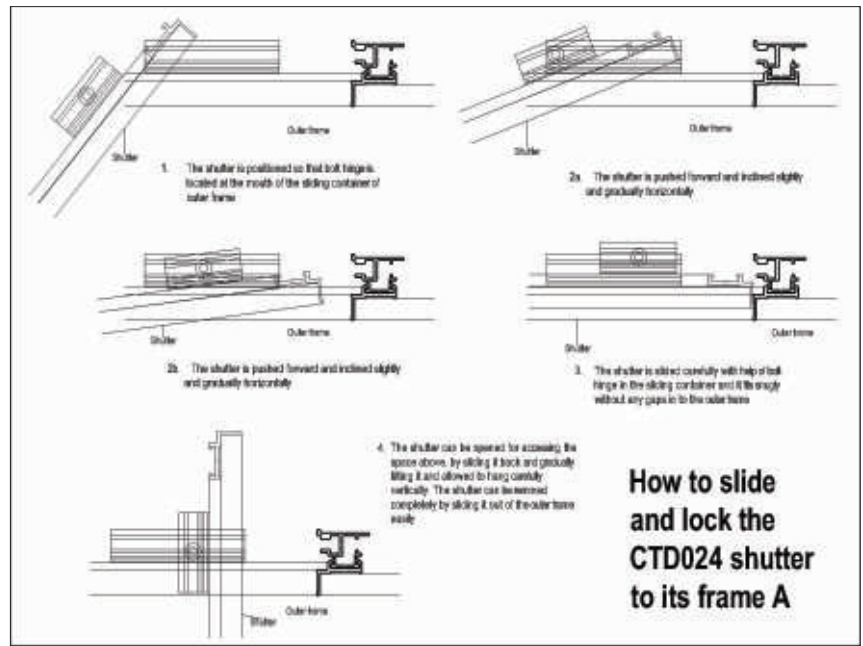





**C**TD024 system has been designed to be flexible that it allows quick assembly of versatile components into a complete trap door as per the client size requirements. There are no standard sizes, and we can supply in odd sizes e.g. 457 x 1937 mm etc as per size by client.

The multi-functional versatile stiffener is a proprietary design of IQUBX and can be assembled on outer as well as inner shutter frame as per the strength requirements like the size of shutters and the infill material therein.

This flexible system allows quite big sizes to be assembled and installed with minimum groove of just 2.5 mm, without compromising on strength. We have supplied sizes as big as 3000 x 2400







<https://iqubx.com/access-ceiling-trap-door/>



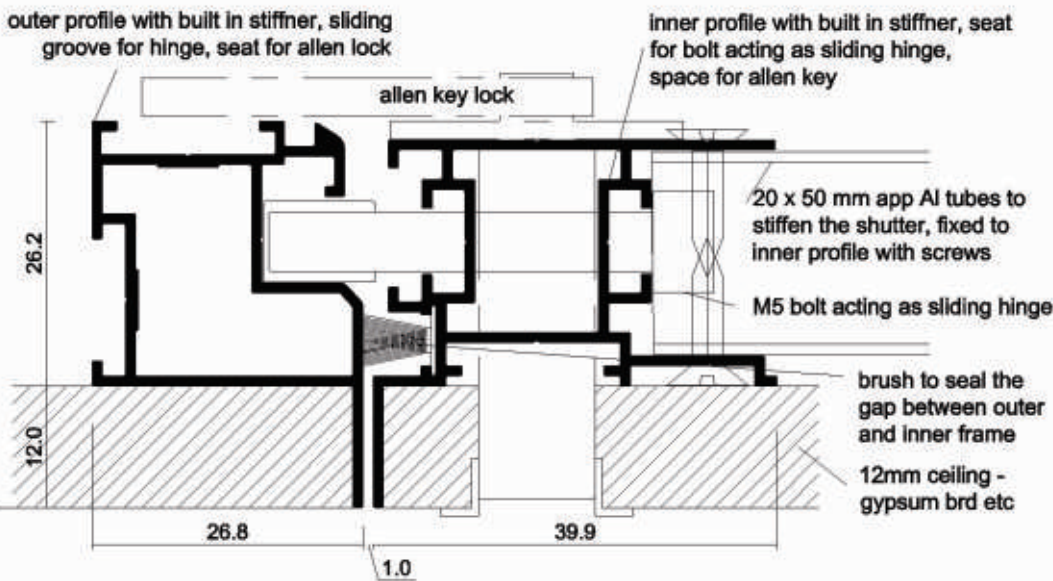

Light weight, strong, modular ceiling trap door supplied in odd and big sizes, with only a thin groove around shutters, with integrated stiffeners



**C**TD25 is the latest in series ceiling trap door design which is advancement in design and engineering in this field.

Like CTD24, it leaves only 1mm to 2.5 mm groove, is more strong and sturdy and can be installed in gypsum pop ceiling as well.

It doesn't require add on stiffeners and all the functionality of diverse components of CTD24 are built intrinsically into frame profiles.



### Technical Data

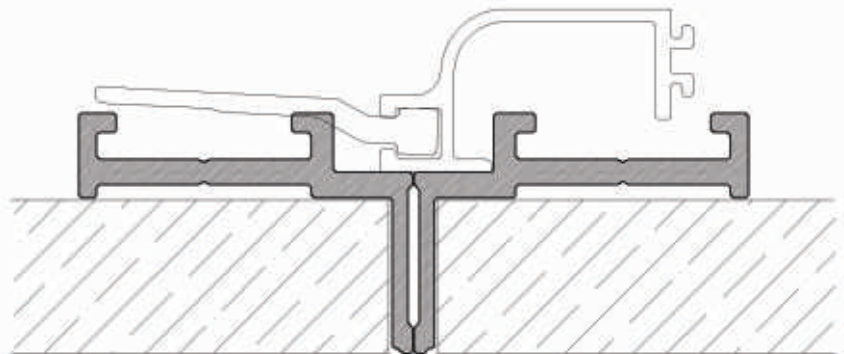
- Inner frame 38 x 40 mm
- Outer frame 38 x 27 mm
- Shutter panel material options, thickness 12 mm
- Gypsum board
- Calcium silicate board
- Aluminium composite panel (ACP) with prelam particle board backing
- Prelam particle board
- Wood Polymer composite (WPC)
- Mineral Polymer composite (MPC)
- Powder coat / Anodize finish**

The frames are fabricated as per specified sizes of the client requirement. We can supply very large sizes as well.

**GREENPRO** certified, made of 6063 aluminium alloy, 100% recycled aluminium - 10% pre-consumer & 90% post-consumer

## CEILING TRAP DOORS CTD24A acoustic lay-in type

CTD024A is an acoustic variant with acoustic gasket all around in the shutter channel which closes the gap between the frames completely and reduces sound transmission through groove, from ceiling equipment above. This model doesn't have hinges and has **lay-in type** shutters







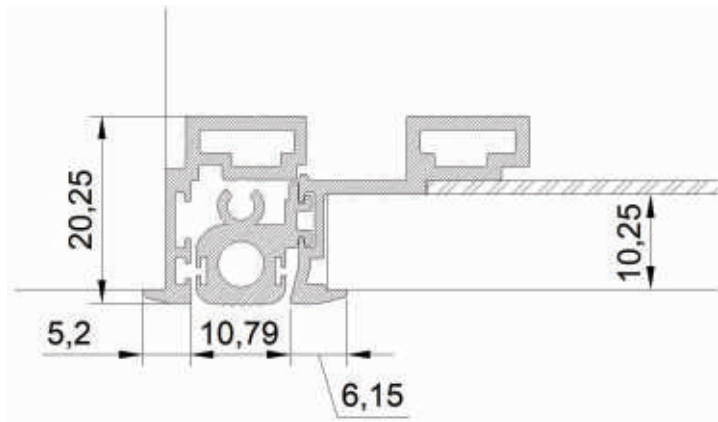
## Technical Data

**Inner frame section 26 x 20 mm**  
**Outer frame section 18 x 20 mm**  
**Shutter panel material options, thickness 10 mm**  
 Gypsum board  
 Calcium silicate board  
 Aluminium composite panel (ACP) with prelam particle board backing  
 Prelam particle board  
 Wood Polymer composite (WPC) board  
 Mineral Polymer composite (MPC) board


**Powder coat / Anodize finish**

**The frames are fabricated as per specified sizes of the client requirement. We can supply very large sizes as well.**

**GREENPRO** certified, made of 6063 aluminium alloy, 100% recycled aluminium - 10% pre-consumer & 90% post-consumer



**Heavy duty, strong, modular ceiling trap door supplied in odd and big sizes, with flanges for locations with frequent access requirement**



**QUBX CTD023** (patent applied) Ceiling trapdoors are completely modular and flexible in sizes and a **GREENPRO certified** (by IGBC, CII) access panel door system.

This design has **small flanges on inner and outer side**. They can be used for gypsum board ceilings, however, they are highly **recommended for POP false ceiling where fixing it is amazingly easy**, as they are **fitted from below** due to flange system. For same reason, **they can be retrofitted in existing ceilings easily**.

The sturdy frame ensures the trap door system is strong and can be made into big sizes without fear of failing or falling. All the designs and variants can have single or double lids and have proprietary hinges.

**CTD023H** has a **unique proprietary continuous aluminium extrusion based hinge** which is very strong and make them virtually fail proof and very easy to operate. The hinge is visible but aesthetically pleasing.

CTD023 has **good acoustic insulation** from above ceiling equipment noise since the groove is covered.



All copyrights, trademarks, Intellectual property rights, patents reserved in name of IQUBX pvt ltd and its directors. Any copying of logo, images, designs, product designs without explicit written permission of the directors of IQUBX pvt ltd shall be a punishable offence. All the product designs are IPR protected





WEBSITE

**MODULAR  
GLASS  
PARTITION**  
GP18100 S,D,V  
GP2160 S,D,V  
GP4028  
GP2510  
GP2512 S,D  
GPC1415  
GPC2060  
GP(C)1750

Georgian bar  
/ crittal / grid  
glass systems

[www.iqubx.com](http://www.iqubx.com)







<https://iqubx.com/glass-partition/>



## Technical Data

Partition assembled section – 18 x 100


Main channel - GP18100a - 9 x 100 mm  
 Edge channel - GP18100b - 18 x 4 mm  
 Center channel - GP18100c - 14 x 20 mm  
 VIG channel - GP18100d - 23 x 20 mm

All components are raw mill finish and can be powder coated in any powder coat color or anodized


Various glass thickness can be accommodated  
 10mm to 12mm float glass

It gives superior acoustic insulation due to modular discontinuity across the section  
 GP18011D is STC 54 certified

**GREENPRO certified** 6063 aluminium alloy, 100% recycled aluminium - 10% pre-consumer & 90% post-consumer



GP18100D



GP18100S

GP18100V

## 100 wide with multiple glazing options of single glass, double glass and Vacuum insulated glass

This is a revolutionary **ultra-slim** modular glass partition wall design from IQUBX where a single system is designed to accommodate **multiple glazing options**.

This glass partition system can accommodate **single glass, double glass, even 3 glasses and Vacuum Insulated Glass (VIG)**, also called Double Glass Unit (DGU) too.

### Glazing pane options

**GP18100S** Single glass – Glass in center, 10mm, 12mm

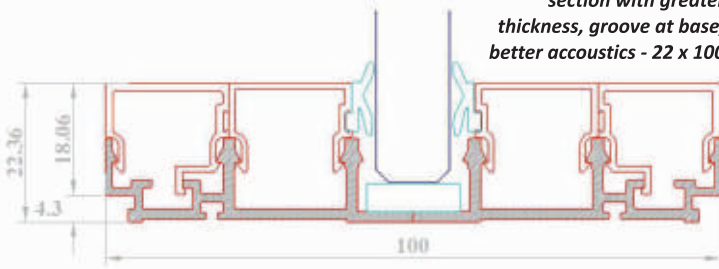
**GP18100D** Double glass – Glass on both edges, 8mm, 10mm

**GP18100V** Vacuum Insulated Glass / Double glass unit in center, 18mm (5mm + 5mm + 8mm gap) to 24mm





Gp18100 new improved section with greater thickness, groove at base, better accoustics - 22 x 100



### Major advantages - benefits

The glass panels can be changed including their configuration of 1,2 or VIG / DGU glass, even after installation. Therefore, when it is felt that a certain cabin needs to be more acoustically insulated, the single glass can be upgraded to double glass or VIG glass without any problem. Glass of 8mm to 12mm can be used and VIG of 18 to 25mm is ideal.

A single glass partition system will be able to fulfill project requirement of different glass wall systems, thus, reducing on logistics & wastage.

GP18100 is very easy to install and can be integrated with other IQUBX system like Door Frame DF01, Glass Door GD01, GD02, Demountable Partition system WP01P and many more

The new aesthetics is distinct and adds to exclusiveness

The system is very easy to maintain, repair, change

GP18100D is STC54 certified which makes it ideal for dense office use where sound insulated cabins and spaces are required

Power Shield  
Public Service Directorate of India  
Old ADD (S), Research & Development, AIR & SD  
14-B, T. P. Sates, Ring Road, New Delhi - 110002

Test Report no.29/2019-20 Date: 22.11.2019

Description of Test Specimen		Description of Test Laboratory	
Client	M/S IQUBX PVT. LTD.	Volume of RT Room	60 m <sup>3</sup>
Customer	Mr. Raju Verma	Temperature	24.1°C
Sample name	Double glass aluminum Partition system KUB9 (P-100)	Humidity	75 %
Test condition	Double glass with aluminum frame	Surface area	1.917 m <sup>2</sup>
Thickness		Type of noise test	Pink
		Equipment	Building Acoustic Analyzer

Signature: *Rajesh Kumar*  
Date: 22/11/2019

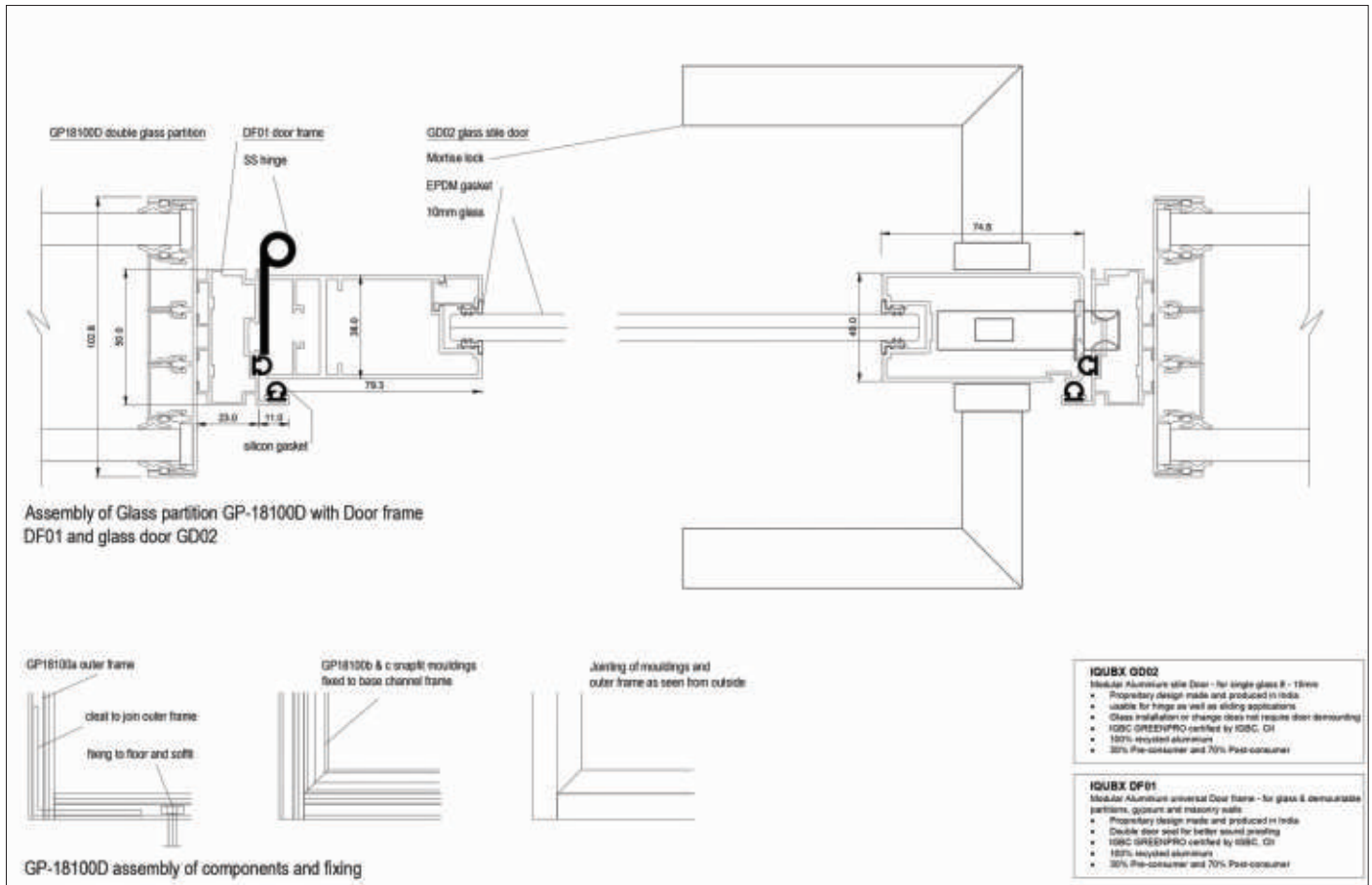
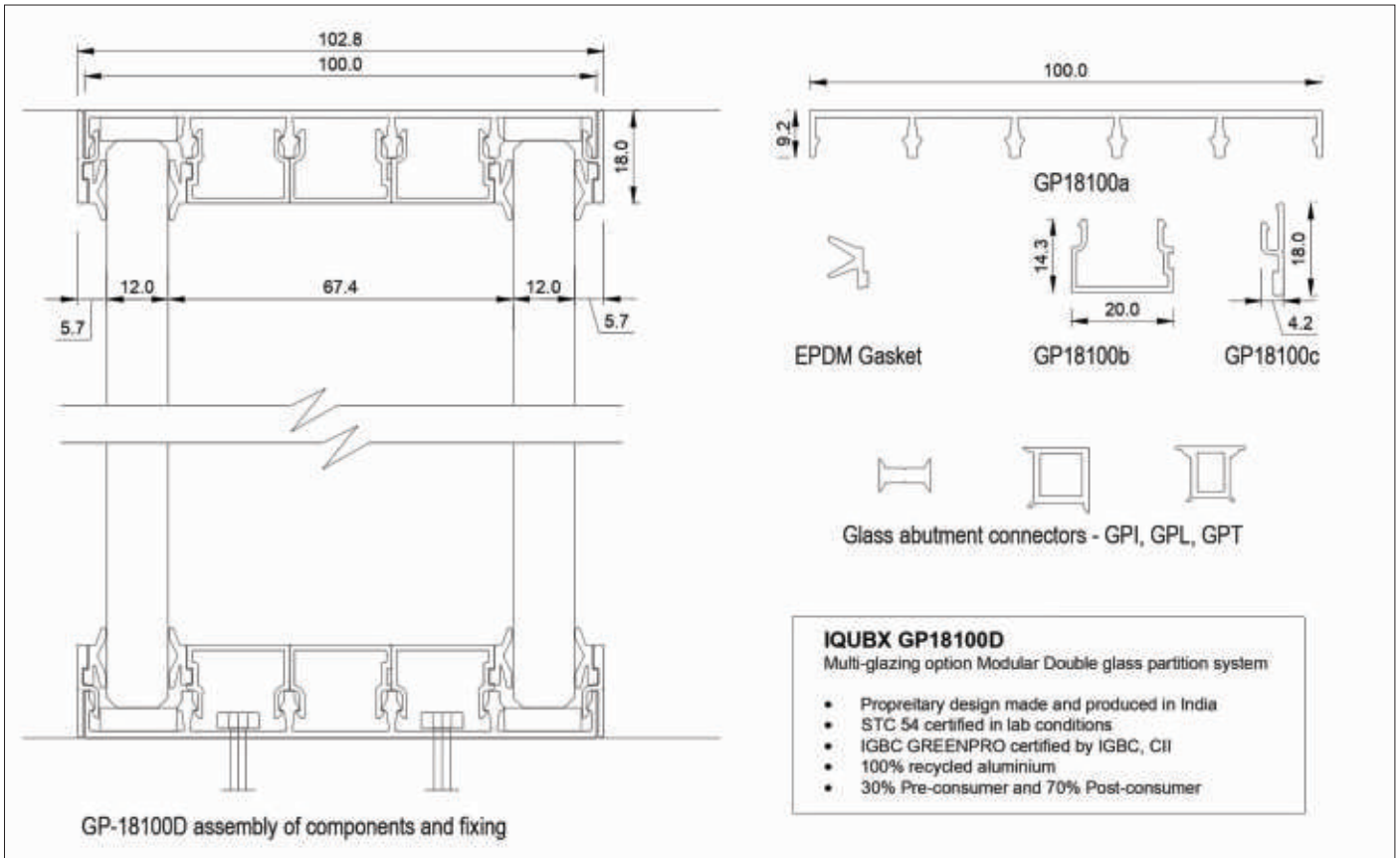
Signature: *[Signature]*  
Director (S)

CIH-Green Products and Services Council  
Manufactured for 2000+ Brands across 40+ countries in 100+ cities. Meets the requirements of 2000+ specifications and quality as a Green Product. This certification is valid till 31 October 2022.

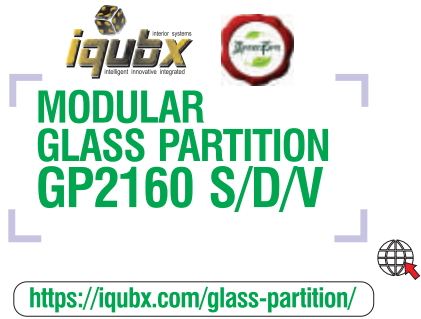
Sound Insulation Characteristics











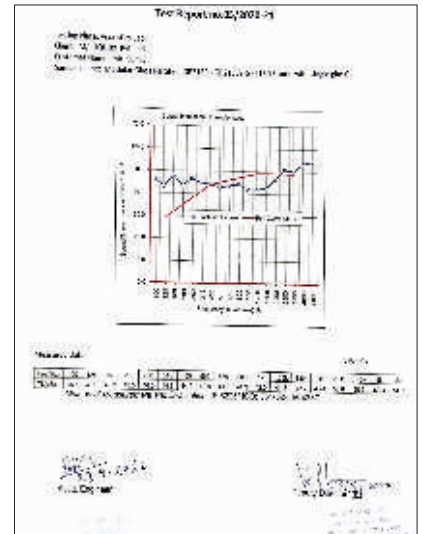


**60 mm wide with multiple glazing options of single glass, double glass and Vacuum insulated glass in same system**

This is an optimized version of the revolutionary GP18100 series. This Iqubx glass partition system is designed to accommodate multiple glazing options like single glass, double glass and Vacuum Insulated Glass (VIG). It is slightly thicker at 21mm and less wide with just 60mm footprint. It has better acoustic performance even with single glass. It is stronger and has innovative joinery to form frames with inner brackets and nut-bolts. It has a 3mm groove at base for better detailing.

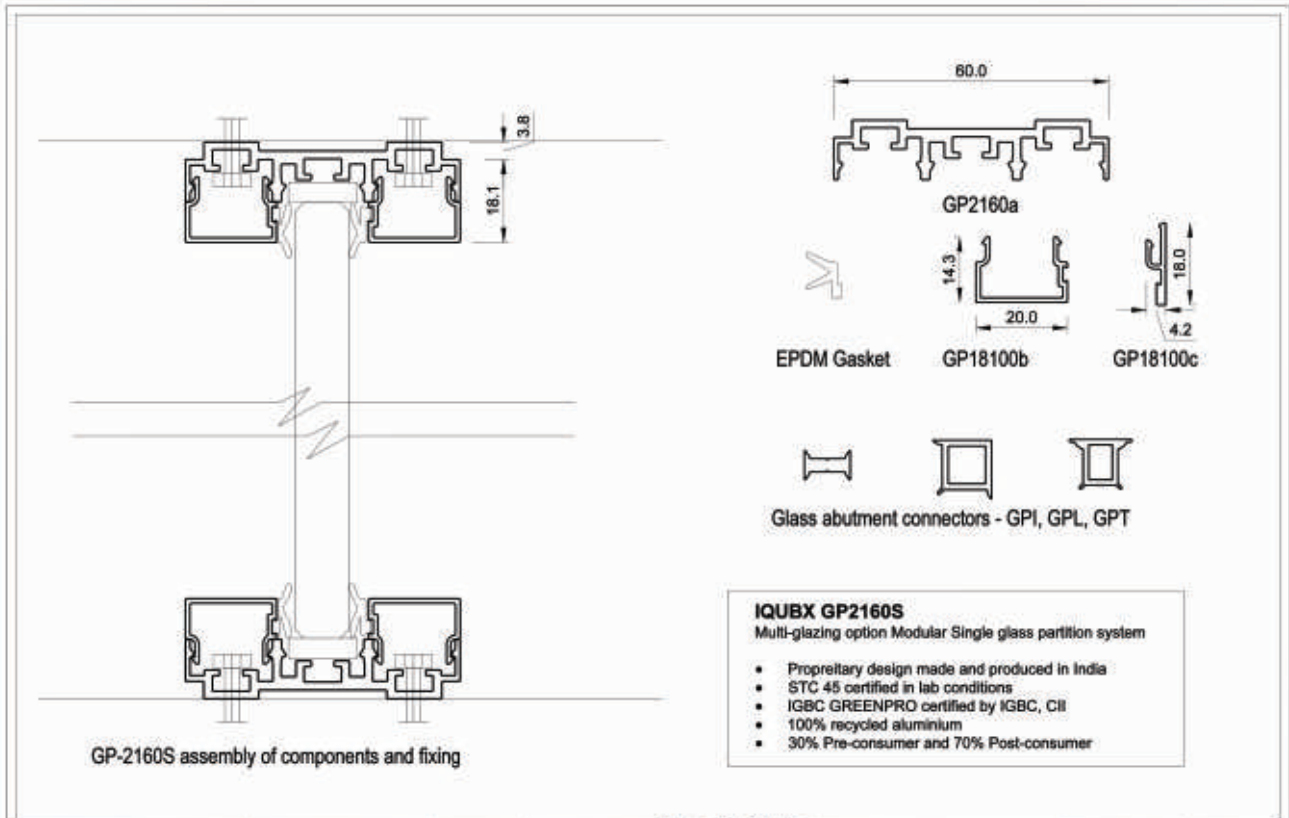
The glass panels can be changed including their configuration of 1,2 or VIG / DGU glass, even after installation. Therefore, when it is felt that a certain cabin needs to be more acoustically insulated, the single glass can be upgraded to double glass or VIG glass without any problem. A single glass partition system will be able to fulfill project requirement of different glass wall systems, thus, reducing on logistics & wastage.

**Technical Data**

- Partition assembled section – 21 x 60
  - Main channel - GP2160a - 12 x 60 mm
  - Edge channel - GP18100b - 18 x 4 mm
  - Center channel - GP18100c - 14 x 20 mm
  - Center channel - GP2160c - 14 x 20 mm
  - VIG channel - GP18100d - 23 x 20 mm
- All components are raw mill finish and can be powder coated in any powder coat color or anodized
- Various glass thickness can be accommodated 10mm to 12mm float glass
- It gives superior acoustic insulation due to modular discontinuity across the section  
GP2160S is **STC 45 certified**
- GREENPRO certified** 6063 aluminium alloy, 100% recycled aluminium - 10% pre- consumer & 90% post-consumer



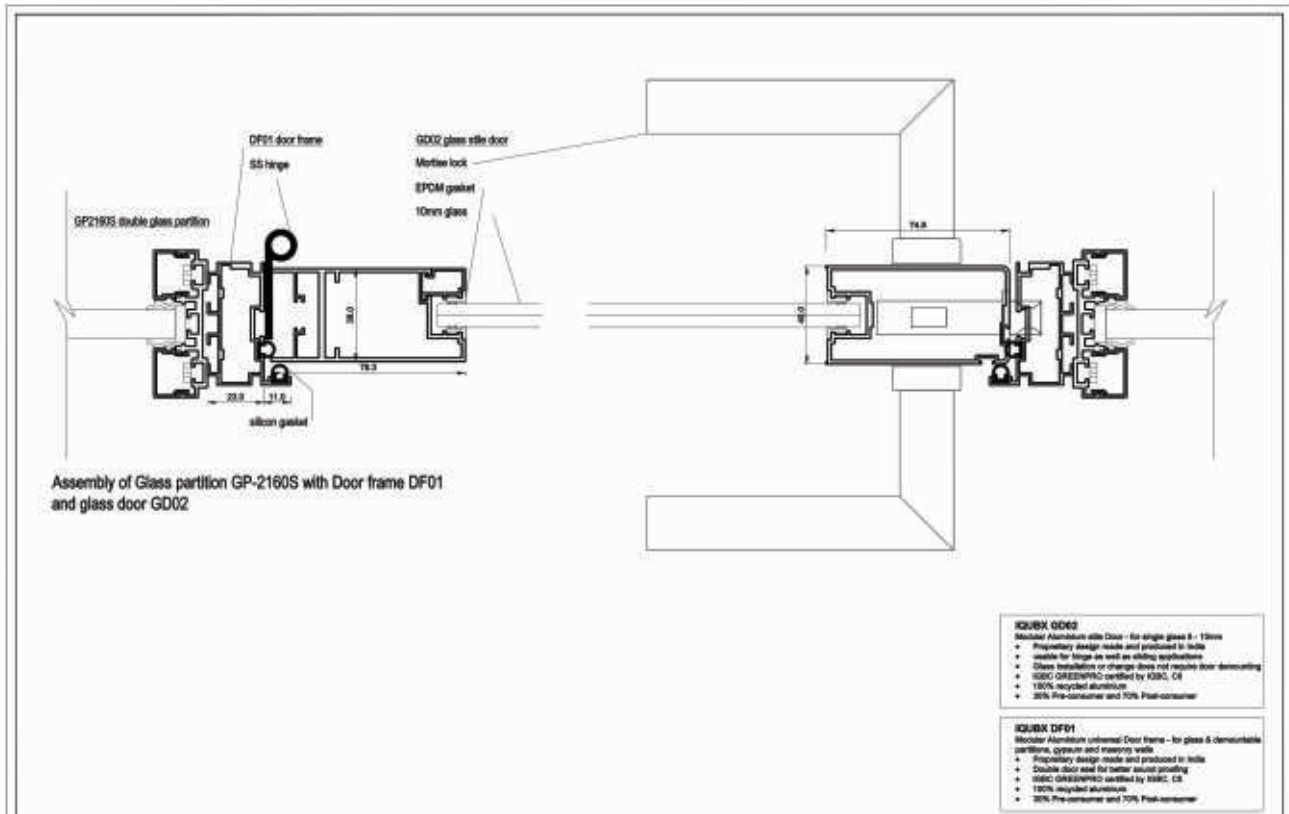




**IQUBX GP2160S**  
 Multi-glazing option Modular Single glass partition system

- Proprietary design made and produced in India
- STC 45 certified in lab conditions
- IGBC GREENPRO certified by IGBC, CII
- 100% recycled aluminium
- 30% Pre-consumer and 70% Post-consumer

<p><b>IQUBX</b>                  S 19, Kiran Garden, Malviya Road                  Uttam Nagar, NEW DELHI - 110059                  +91 9811204811, 9310488830                  info@iqubxinteriors.in, iqubxinteriors@gmail.com</p>	<p>The design and drawing is a confidential property of IQUBX. It is not to be reproduced, copied or used for any other purpose without the prior written permission from IQUBX. Any use of the design or drawing without the prior written permission from IQUBX is strictly prohibited.</p>	<p>PROJECT</p> <table border="1"> <thead> <tr> <th>Revision</th> <th>Date</th> <th>Particulars</th> </tr> </thead> <tbody> <tr><td> </td><td> </td><td> </td></tr> <tr><td> </td><td> </td><td> </td></tr> <tr><td> </td><td> </td><td> </td></tr> <tr><td> </td><td> </td><td> </td></tr> <tr><td> </td><td> </td><td> </td></tr> <tr><td> </td><td> </td><td> </td></tr> <tr><td> </td><td> </td><td> </td></tr> <tr><td> </td><td> </td><td> </td></tr> <tr><td> </td><td> </td><td> </td></tr> <tr><td> </td><td> </td><td> </td></tr> <tr><td> </td><td> </td><td> </td></tr> </tbody> </table>	Revision	Date	Particulars																																		<p>SHEET TITLE:</p> <p><b>GP-2160S</b></p>	<p>Date:- 01-10-20</p>
		Revision	Date	Particulars																																				
<p>CHECKED BY: A.G</p>	<p>DRAWN BY: tab</p>	<p><b>GP-2160S</b></p>	<p><b>IQ/GP2160/1</b></p>																																					



**IQUBX G002**  
 Modular Aluminium slide Door - for single glass 8 - 15mm

- Proprietary design made and produced in India
- Suitable for hinges as well as sliding applications
- Glass installation or change does not require door demounting
- IGBC GREENPRO certified by IGBC, CII
- 100% recycled aluminium
- 30% Pre-consumer and 70% Post-consumer

**IQUBX DF01**  
 Modular Aluminium universal Door frame - for glass & demountable partitions, gaskets and masonry walls

- Proprietary design made and produced in India
- Double door need for better sound proofing
- IGBC GREENPRO certified by IGBC, CII
- 100% recycled aluminium
- 30% Pre-consumer and 70% Post-consumer



<p><b>IQUBX</b>                  S 19, Kiran Garden, Malviya Road                  Uttam Nagar, NEW DELHI - 110059                  +91 9811204811, 9310488830                  info@iqubxinteriors.in, iqubxinteriors@gmail.com</p>	<p>The design and drawing is a confidential property of IQUBX. It is not to be reproduced, copied or used for any other purpose without the prior written permission from IQUBX. Any use of the design or drawing without the prior written permission from IQUBX is strictly prohibited.</p>	<p>PROJECT</p> <table border="1"> <thead> <tr> <th>Revision</th> <th>Date</th> <th>Particulars</th> </tr> </thead> <tbody> <tr><td> </td><td> </td><td> </td></tr> <tr><td> </td><td> </td><td> </td></tr> <tr><td> </td><td> </td><td> </td></tr> <tr><td> </td><td> </td><td> </td></tr> <tr><td> </td><td> </td><td> </td></tr> <tr><td> </td><td> </td><td> </td></tr> <tr><td> </td><td> </td><td> </td></tr> <tr><td> </td><td> </td><td> </td></tr> <tr><td> </td><td> </td><td> </td></tr> <tr><td> </td><td> </td><td> </td></tr> </tbody> </table>	Revision	Date	Particulars																															<p>SHEET TITLE:</p> <p><b>assembly detail</b>  <b>GP-2160S +</b>  <b>DF01 + GD02</b></p>	<p>Date:- 01-10-20</p>
		Revision	Date	Particulars																																	
<p>CHECKED BY: A.G</p>	<p>DRAWN BY: tab</p>	<p><b>assembly detail</b>  <b>GP-2160S +</b>  <b>DF01 + GD02</b></p>	<p><b>IQ/GP2160/3</b></p>																																		





**MODULAR  
GLASS PARTITION  
GP4028**

<https://iqubx.com/glass-partition/>

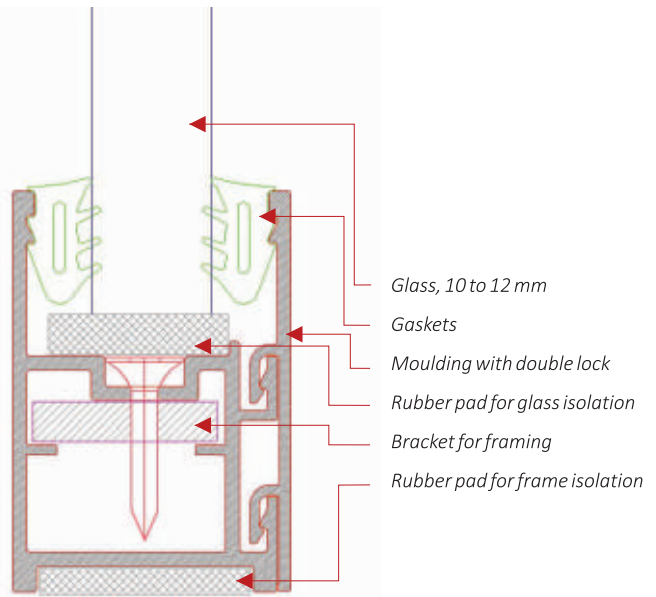


**28 mm wide for single glass, 48mm high with double lock snap moulding, high acoustic performance**

IQUBX GP4028 is a premium, heavy weight, maintenance free, greenpro certified glazed partition system designed for superior acoustic performance.

This system has sleek snap-fit sections, enabling easy assembly or change of glass, without creating any chaising in the floor or ceiling. Being, modular, they can be removed and re-enacted at any other location without too much wastage, even if size needs to be changed.

We recommend 10 to 12 mm float glass be used with GP4028.



**Technical Data**

**Partition assembled section – 40 x 28**

**Main channel - GP4028a - 40 x 26.4 mm**

**Edge channel - GP4028b - 40 x 4.2 mm**

All components are raw mill finish and can be powder coated in any powder coat color or anodized

Various glass thickness can be accommodated 10mm to 12mm float glass


This model gives superior acoustic insulation

**GREENPRO** certified 6063 aluminium alloy, 100% recycled aluminium - 10% pre- consumer & 90% post-consumer



WEBPAGE





**25 mm high for single glass and double glass, good acoustic performance**

**Technical Data**

GP2510	25 X 41.5	for 8-10mm glass
GP2512	25 X 50	for 10-12mm glass
GP2512D	25 X 100	for 2 x 10-12mm glass




All components are raw mill finish and can be powder coated in any powder coat color or anodized

**GREENPRO** certified 6063 aluminium alloy, 100% recycled aluminium - 10% pre- consumer & 90% post-consumer

IQUBX GP2510 and GP2512(D) are maintenance free, greenpro certified durable glazed partition systems which can be assembled very quickly in a non-messy way.

These systems have sleek snap-fit sections, enabling easy assembly or change of glass, without creating any chaising in the floor or ceiling. Being, modular, they can be removed and re-enacted at any other location without too much wastage, even if size needs to be changed. Since they are framed, float glass can be used, saving time and money, and float glass can be resized on relocation.

We recommend that 8 to 10 mm float glass be used with GP2510, while GP2512 / GP2512D can hold 10 to 12mm glass.







**MODULAR  
GLASS PARTITION  
GPC1415 faux**

<https://iqubx.com/glass-partition/>

**14 x 15 mm add on grid system,  
modular, modifiable, can be used  
in existing glass**

This is a sleek non-structural add-on modular grid for an existing or new glass partition, which has to be added from both sides of the glass. The design is such that it can be used on any kind of existing glass partition – frame less, aluminium glass partition or wooden glass partition.

The joint has been designed for complete ease and flexibility with strength. The edge of the profile is just 15mm. With the depth of just 14mm, it can be easily installed on doors, windows and sliding partitions as well.

The best finish for this system style is black or white powder coating, though it can be in any shade of powdercoat, wooden powdercoat or anodizing.



**Technical Data**

14 x 15 on any glass, ideally installed from both sides

powder coat color or anodized

GREENPRO certified 6063 aluminium alloy, 100% recycled aluminium- 10% pre-consumer & 90% post-consumer



**MODULAR  
GLASS PARTITION  
GP(C)1750**

**17 x 50 mm ultra-sleek glass and  
grid-glass partition system**

Ultra - sleek structural modular glass partition which can also accommodate grid designs.

The face side is just 17mm including snap-fit moulding of 5.3mm. The design allows this thin marvel of engineering to be further finished in two separate colours / finishes to give almost an unreal sleek edge.

However, the thickness of the section wall is quite substantial giving ample structural strength. The various parts can be finished in any shade of powdercoat, wooden powdercoat or anodizing.

**Technical Data**

6063T6 alloy 17 x 50 mm  
Main channel 12 x 50  
Crittall grid channel 6 x 50  
Moulding 5.5 x 17  
powder coat color or anodized

GREENPRO certified 6063 aluminium alloy, 100% recycled aluminium- 10% pre-consumer & 90% post-consumer






<https://iqubx.com/glass-partition/>



**20 x 60 mm true structural grid system, modular, modifiable**



Our high performance engineered aluminium design of GPC2060 offers all design and style capabilities of the classic urban deco style look.

With the edge profile of just 20mm, it is a **structural load bearing partition system** with **flexibility of any grid pattern and size**.

Critical look Aluminium Glass partition IQUBX GPC2060 is very easy to assemble and fix in any size and grid configuration on site, with the basic channels supplied. It is designed to take glass of 8mm which may be float glass or toughened.

The best finish for this system style is black or white powder coating, though it can be provided in any shade of powdercoat or anodizing as per requirement.


**Technical Data**

20 x 60 mm for 8 mm glass

All components are raw mill finish and can be powder coated in any powder coat color or anodized

**GREENPRO** certified

6063 aluminium alloy, 100% recycled aluminium - 10% pre-consumer & 90% post-consumer





All copyrights, trademarks, Intellectual property rights, patents reserved in name of IQUBX pvt-td and its directors. Any copying of logo, images, designs, product designs without explicit written permission of the directors of IQUBX pvt ltd shall be a punishable offence. All the product designs are IPK protected



# MODULAR GLASS DOOR & DOOR FRAME GD01(S) GD02(S) GD03(S) + sliding partition DF01



WEBPAGE

[www.iqubx.com](http://www.iqubx.com)





<https://iqubx.com/aluminium-glass-doors/>

### Aluminium stile door with integrated handle and single / double glass

#### Technical Data

Main Lock Stile profile, integrated handle 138 x 40mm

Main Lock Stile with moulding 145 x 40

Hinge stile and rails 80 x 40mm

Hinge stile and rails with moulding 92 x 40

Moulding 28 x 12

Single glass 8 to 10 mm

Double glass 6 to 8 mm x 2 nos

All components are raw mill finish and can be powder coated in any powder coat color or anodized

**GREENPRO** certified 6063 aluminium alloy, 100% recycled aluminium - 10% pre- consumer & 90% post-consumer

IQUBX has launched a unique aluminium glass door GD01 which provides for an **option of using single glass or double glass panels**. These glass can be clear, frost finish or lacquered and may be float or toughened as per choice. A single glass panel of 6 – 10 mm is recommended positioned in center of frame or optionally, 2 nos 6 - 8 mm glasses panels can be used for sleeker contemporary look and better acoustics.


The **unique mouldings** for fixing the glass have been designed so that they **can be reversed to convert single pane door to double glass and vice-versa**.

Another unique feature of IQUBX GD01 Aluminium glass door is **integrated handle** on both side of the main stile giving it a distinct aesthetics and functionality.

This aluminium door design scores in another way as **glass panels can easily be changed without demounting** the door from the door frame

These doors can be ordered in any colour of powder coating or anodizing to match the rest of interiors

GD01 aluminium glass door has been designed keeping in mind standard hardware available including concealed or open door closer, dead locks, mortise lock and optional handles (as GD01 comes with integrated handle in stile profile)







This glass panel door, GD01 on hinges is ideal for use with IQUBX Aluminium modular door frame DF01, while it can be used with any other door frame too.

We recommend using GD01 / GD01S glass door with our Modular glass partition system GP2510, GP2512, GP2512D and GP1510 for a coordinated aesthetic interior. We also recommend using GD01 with our demountable partition system WP01P.

**Key Features & Benefits**


Single door for multiple glazing options like single & double glass

Handle is integrated within the section, giving a very clean aesthetics


Glass panel can be changed without demounting the door

Double glass pane in the door will give enhanced acoustic insulation, especially when used with IQUBX DF01 door frame with double rubber seal

Greenpro certified by IGBC- suitable for green building certification of projects

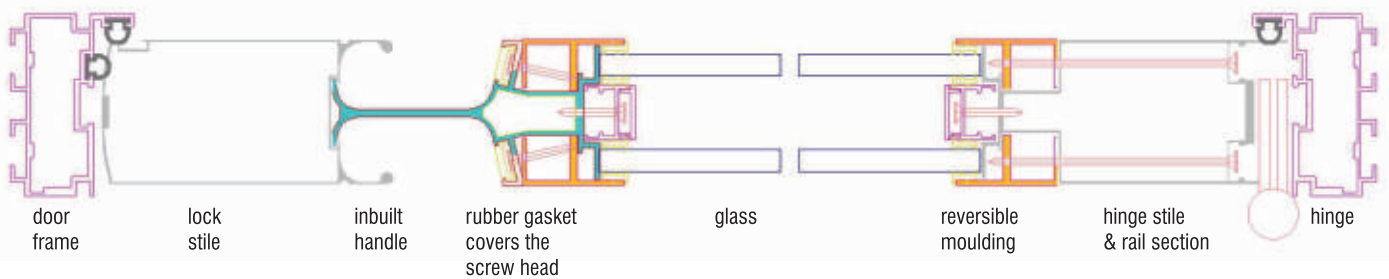


GD01 with double glass

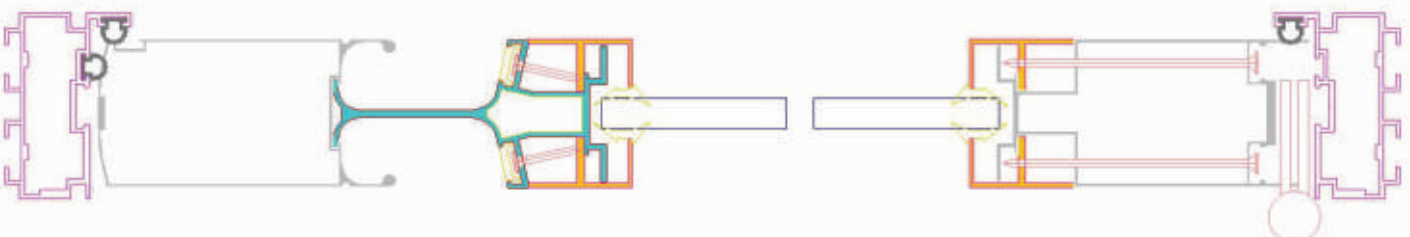


GD01 with single glass

**PLAN FOR GD01 DOOR WITH DOUBLE GLASS AND DF01 DOOR FRAME**



**PLAN FOR GD01 DOOR WITH SINGLE GLASS AND DF01 DOOR FRAME**



**iqubx** innovative systems  
**MODULAR GLASS STILE DOOR GD01S**

<https://iqubx.com/aluminium-glass-doors/>

**QUBX GD01S** is the sliding version of the versatile and unique GD01. It has all the features and benefits of the GD01 including muti glazing options and integrated handle.

The lock stile may be used at both ends, giving it a very distinct aesthetics. Unique feature for better acoustic insulation is that door seals have been provisioned at both the stiles.

These doors can be ordered in any colour of powder coating or anodizing to match the rest of interiors

**Aluminium stile door GD01 used as sliding door**

We recommend using GD01S glass door with our Modular glass partition system GP2510, GP2512, GP2512D and GP1510 for a coordinated aesthetic interior. We also recommend using GD01S with our demountable partition system WP01P.



**iqubx** innovative systems  
**MODULAR GLASS STILE DOOR GD03**

**Technical Data**

Stile 26 x 40 mm  
 Rails 60 x 40 mm

powder coat color or anodized


**GREENPRO** certified 6063 aluminium alloy, 100% recycled aluminium- 10% pre-consumer & 90% post-consumer



**U**ltra - sleek Aluminium Stile glass door which can also accommodate grid designs

The face side is just 26mm and the thickness of the section wall is quite substantial and the joinery details with MS threaded rod gives ample structural strength.

It can also be used as sliding door and sliding partitions.







### Technical Data

**Main Lock Stile profile 75 x 40.5 mm**  
**Hinge stile and rails 91/80 x 38.5mm**

Single glass 8 to 10 mm

All components are raw mill finish and can be powder coated in any powder coat color or anodized

**GREENPRO** certified 6063 aluminium alloy, 100% recycled aluminium - 10% pre-consumer & 90% post-consumer

### Aluminium stile door GD02 for single glass sleek, hardware compatible


**G**D02 is a very sleek single glass pane modular aluminium stile door suitable for all interior applications. GD02 can accommodate single glass pane of 8mm or 10mm.

The unique design of lock stile has **provision for gasket in 2 places - on leading edge and adjacent face near the leading edge**. Though G02 hinged door used with IQUBX DF01 door frame (which has double door seal) has superior acoustic insulation, this door can be used with any frame including wooden door frames with good acoustic insulation due to built in gasket provision. This gasket is also used for effective acoustic insulation in sliding configuration as GD02S. The first gasket in the leading edge is useful for floor machine application situation.

This aluminium door design also allows glass panels to be changed without demounting the door from the door frame. These doors can be ordered in any colour of powder coating or anodizing to match the rest of interiors.

We recommend using GD02 / GD02S glass doors with our Modular glass partition system GP2510, GP2512, GP2512D, GP18100 etc and demountable partition WP01P for a coordinated aesthetic interior.

GD02 aluminium glass door has been designed keeping in mind standard hardware available including concealed or open door closer, dead locks, mortise lock and handles, while GD02S aluminium glass door can be used with soft closing sliding channel.

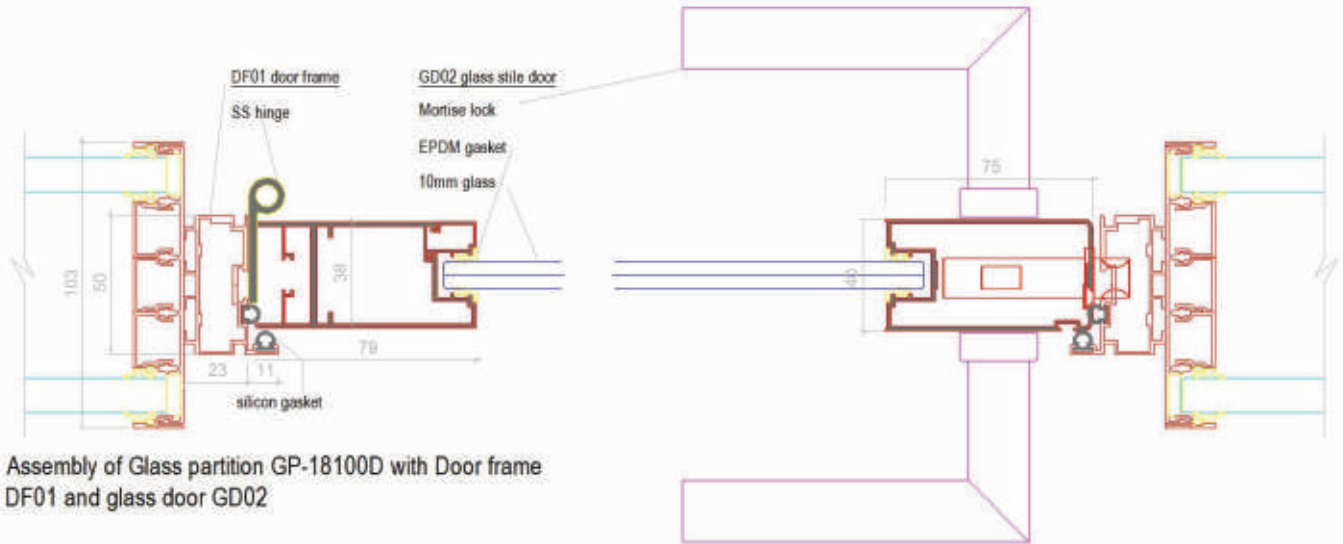




**G**D02S is the sliding version of this system, and may have the lock stile on both sides. The leading edge of the lock stile has a groove for the gasket to help the sliding door close against a surface. Soft closing fittings can be used with this system.



WEBPAGE



Assembly of Glass partition GP-18100D with Door frame DF01 and glass door GD02



**GP18100**  
MODULAR GLASS PARTITION  
with multiple glazing options

**DF01**  
ALUMINIUM  
DOOR FRAME

**GD02**  
ALUMINIUM GLASS DOOR





# MODULAR ALUMINIUM DOOR FRAME DF01

<https://iqubx.com/aluminium-door-frame/>

## Technical Data

50 x 23 mm  
 rebate of 11 mm  
 Double grooves of 4 mm  
 Double rubber seal for superior acoustic insulation  
 Can be used with glass partitions, demountable, gypsum or wood partitions or masonry walls too

All components are raw mill finish and can be powder coated in any powder coat color or anodized

**GREENPRO** certified  
 6063 aluminium alloy, 100% recycled aluminium- 10% pre-consumer & 90% post-consumer

## Aluminium universal door frame DF01 for use in glass, solid and masonry walls partitions, double door seal

This is a versatile and multipurpose door frame. This Door frame design can be used with all modular aluminium glass partition & demountable partition systems, as well as in gypsum partition, masonry Walls etc. This can ensure uniformity of detail and aesthetics on site.

It is recommended for use with IQUBX GP2510, GP2512, GP2512D and WP01P. **This door frame can be used with all type of doors including frameless glass doors, Aluminium stile door, wooden doors etc.**

The unique door frame design idea has integrated main body and rebate profile, so that it **can be used as an independent door frame**, while it is sleek enough to be used with glass and solid partition systems. This door frame details has inbuilt double slots for fixing of components of the door frame with the help of brackets, making a strong mitered joint.

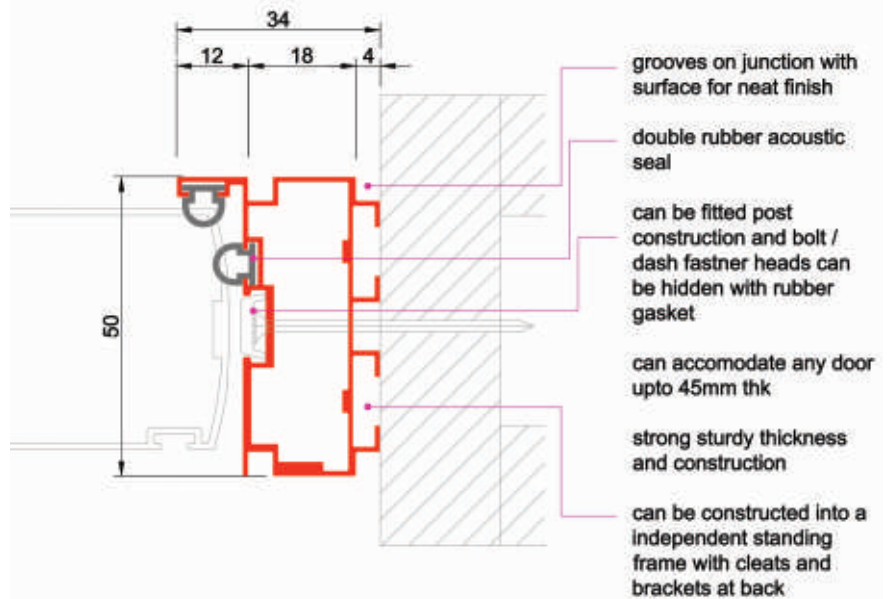
This design has the advantage that it **can be fixed post-construction with masonry walls & partition with help of expansion bolts & screws**. It is also very easy to uninstall the complete frame without damaging the fenestration

The frame has **double door seal for high acoustic insulation**

Due to the door frame details with two 4 mm grooves on each side, **there is no need for architrave trims**



WEBPAGE







DEMOUNTABLE  
WALL  
**PANELING**  
WP01  
WP02

DEMOUNTABLE  
WALL  
**PARTITION**  
WP01P  
WP03P



[www.iqubx.com](http://www.iqubx.com)



*All copyrights, trademarks, Intellectual property rights, patents reserved in name of IQUBX pvt ltd and its directors. Any copying of logo, images, designs, product designs without explicit written permission of the directors of IQUBX pvt ltd shall be a punishable offence. All the product designs are IPR protected*





<https://iqubx.com/wall-paneling/>



WEBPAGE

**14 x 15 mm add on grid system, modular, modifiable, can be used in existing glass**

**Technical Data**

Top channel 14 x 13

Base plate 24 x 9

Powder coat / Anodized

For fixing any 10-12 mm material panel like gypsum board, prelam particle board, soft board, lacquered glass pasted on back ply, clear glass etc

**GREENPRO** certified 6063 aluminium alloy, 100% recycled aluminium - 10% pre-consumer & 90% post-consumer

This snap-fit paneling system for walls is a very versatile system which allows different material panels to be installed quickly on existing walls and partitions. The wall panel material can be any 10-12 mm thick material panel like Gypsum board, calcium silicate board, clear glass, lacquered glass, wood, pre-laminated board or ply, soft board etc.

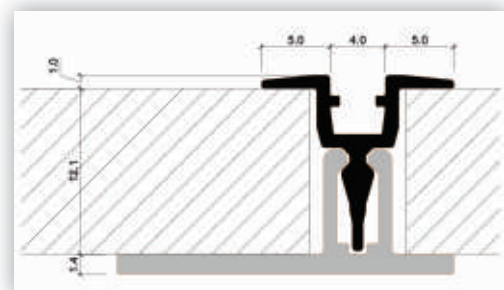
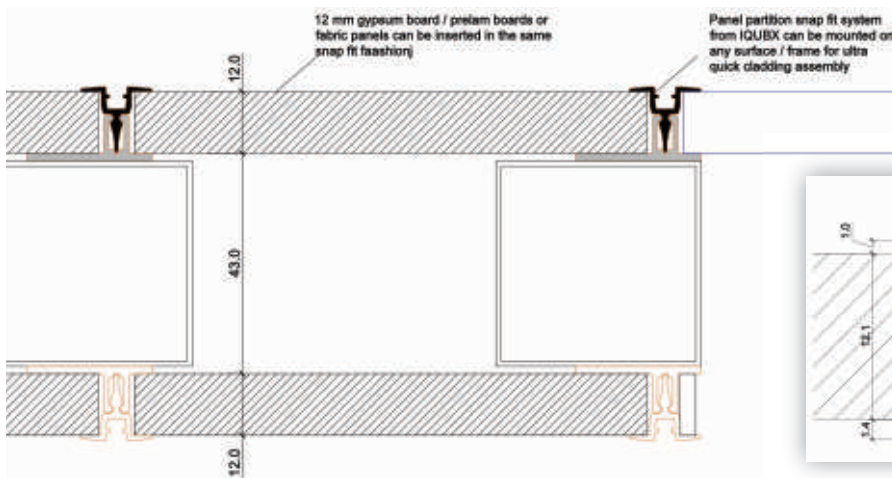



The unique fixing system has a base channel which can be fixed on any substrate with screws to a location which is one edge of the receiving wall or partition. The pre-sized panel is placed and the second base channel is placed with flange underneath the panel. The earlier base channel (fixed first) is plugged with snap-fit male channel with flanges to fix the wall panel from one side. The second panel is placed and the third base channel fixed in continuity. The second male channel is now fixed and the fixing continues.

The front visible channel has just 5mm wide flanges on both side and a 4mm groove in between, It can be powder-coated or anodized as per site requirements.

This system allows the fixing of wall panels at a very high speed on site and can cover over 1000 sqft in a single day using just two manpower.

Any panel can be changed for want of change of material finish, repair, maintenance etc. Carefully designed and installed system can even allow creation of fenestration like a clear glass fixed window in cabins at any time.

It can be paired with aluminium channels and clad from both sides to create a partition system in no time as well.







<https://iqubx.com/wall-paneling/>

### Technical Data WP01

Main post section 25 x 44  
 Main rail with hook system 12 x 53  
 Hook section 5 x 22  
 panel thk 6 to 18 mm  
 Typical paneling thickness 38 mm

raw mill finish / powder coated

GREENPRO certified 6063 aluminium alloy,  
 100% recycled aluminium - 10% pre-consumer & 90% post-consumer



WEBPAGE

### KEY FEATURES

Designed for **quick install & uninstall** / relocate very easily

**Structurally sound** and can take desired loads

**Removable panels** allow access to embedded services for maintenance or modification with ease e.g. quick installation of a new switch board or removing one

Removable **panels can be easily changed** e.g. quickly installing glass board or a soft board instead of a laminated panel

For partitions, it has **continuous cavity to allow insulation pads** (for effective acoustic insulation) and any number of **vertical electric conduits** without any **cutting of frame**, even post-installation

**25 thk framing for panels 6 to 18mm, quick install, removable panels, continuous cavity in frame for services**

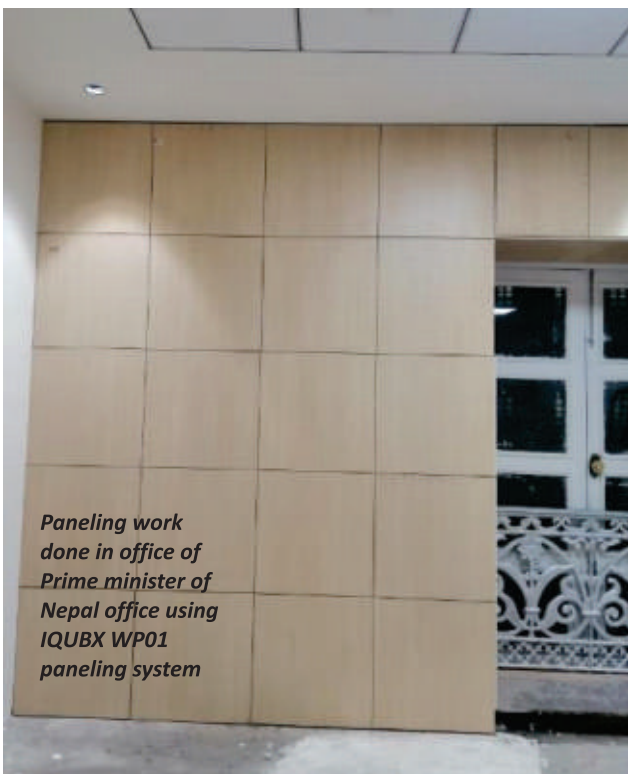
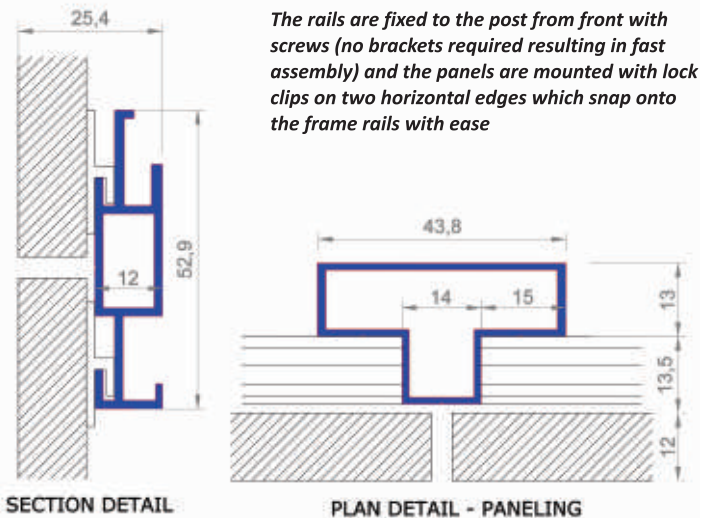
**WP01P** is a DEMOUNTABLE PARTITION WALL, GREENPRO (by IGBC, CII), structural aluminium frame and panel wall partition system based on **WP01 wall paneling system**.

**WP01** frame work can be simply doubled and fixed together to generate **WP01P** partition system. **Therefore, WP01 system can be used as paneling as well as partition system.** Very quick install, it has unique features of removable panels and continuous cavity for acoustic insulation and electric conduits.

It is a post and rail framing system. The engineered post and rails are made of 6063 aluminium alloy and the **panel skins made out of 6 to 18 mm thick edge banded pre-laminated particle board, or MDF, or veneered ply, or soft board or 4mm glass board pasted on ply.**

The rails are fixed to the post from front with screws (**no brackets required resulting in fast assembly**) in any configuration as per design to make the frame work. The load-bearing frame is fixed in plumb and line and the panels are mounted with lock clips on two horizontal edges which snap onto the frame rails with ease.

This allows **easy installation and removal of the panels** at any time providing 2 distinct functionality. First is that, **panels can be removed anytime for accessing and maintaining the services running inside the partitions.** Secondly, **they can be replaced with other design of panels at any time.** This system can save an enormous lead time and labor cost. This aspect can also make the workflow on site faster, as paneling or partitions need not be withheld for services installation



Paneling work done in office of Prime minister of Nepal office using IQUBX WP01 paneling system



The panels can be snap fitted on to the frame very fast





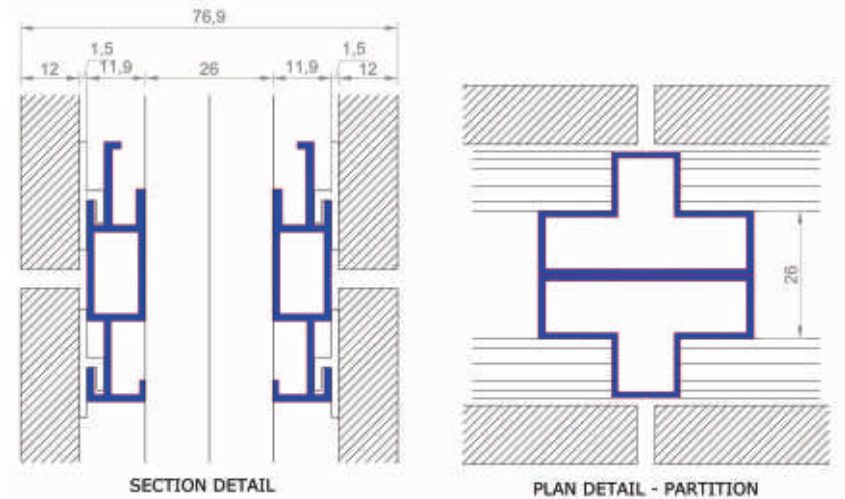
<https://iqubx.com/modular-aluminium-demountable-partition-wall-system/>

**Technical Data WP01P**

- Main post section 50 x 44
- Main rail with hook system 12 x 53
- Hook section 5 x 22
- panel thk 6 to 18 mm
- Typical partition thickness 75 to 100 mm

raw mill finish / powder coated

GREENPRO certified 6063 aluminium alloy, 100% recycled aluminium - 10% pre-consumer & 90% post-consumer



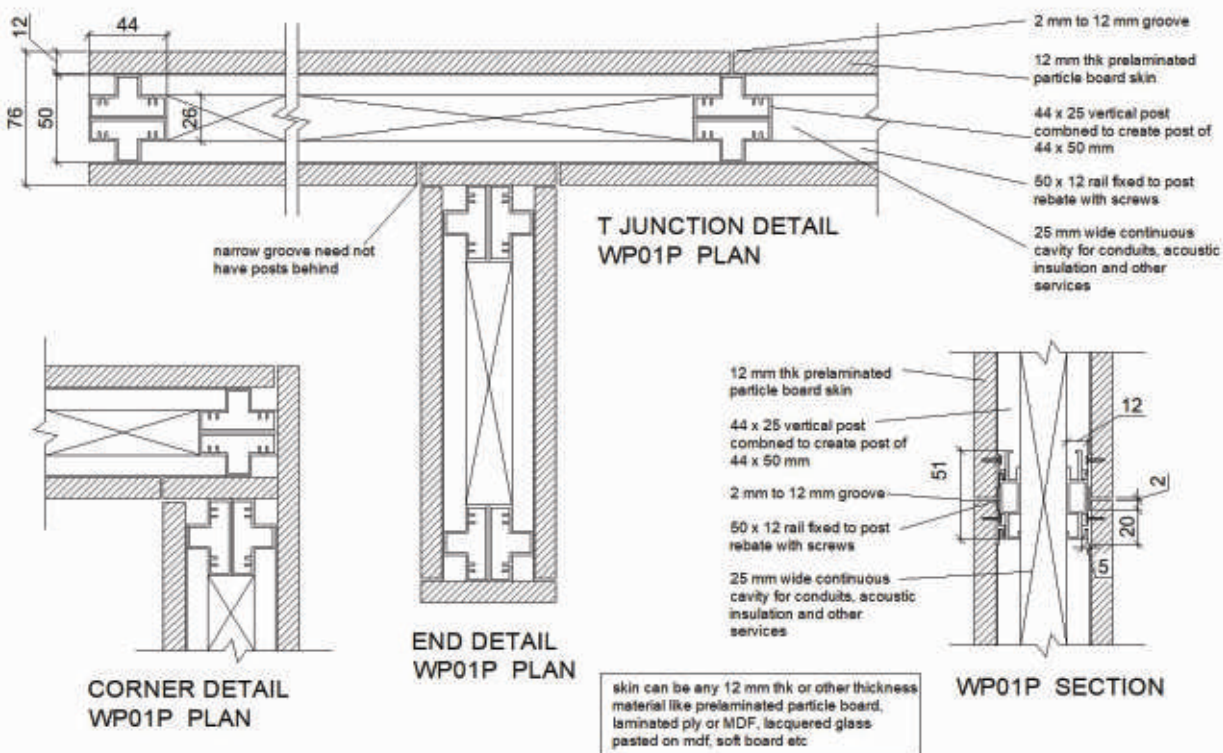
**50 thk framing for panels 6 to 18mm, quick install, removable panels, continuous cavity in frame for services and acoustic insulation**



In case of partition, the rails are fixed on both faces of the posts creating a **continuous vertical cavity of 25mm between the rails, which can be used for continuous acoustic insulation and electrical conduits, other services**, thus eliminating any need to drill holes to pass conduits or services. In fact, conduits can be put at any time even after the entire partition is complete, making it very easy for modification of electrical system and point locations in a project

A uniform vertical and horizontal groove from 4mm to 12mm is possible. Zero groove should be avoided as panels won't align.

Typical thickness of WP01P is 75 mm with 50mm framing, 25 mm continuous cavity, 12mm panels skin on both side. WP01P can also be of 100 mm with the two post frames having an intermediate 25 x 40mm vertical aluminium channel and 50mm continuous cavity.







**DEMOUNTABLE WALL PANELING WP03P**



<https://iqubx.com/modular-aluminium-demountable-partition-wall-system/>

**50 thk framing for panels 6 to 18mm, quick install, removable panels, continuous cavity for services and acoustic insulation**

**Technical Data WP03P**

- WP03Pa post 44 x 50 mm
- WP03Pb rail 60 x 9 mm
- WP03Pc hook 25 x 10 mm

Typical partition thickness from 78 to 104mm

raw mill finish / powder coated in any color

**GREENPRO** certified  
6063 aluminium alloy, 100% recycled aluminium - 10% pre-consumer & 90% post-consumer



WEBPAGE


*Removable panels can be easily changed e.g. quickly installing glass board or a soft board instead of a laminated panel*

*WP03P is a partition system based on WP01P. This is a dedicated partition system. For paneling, WP01P can be used in conjunction with this system with exactly the same aesthetics and look.*

- \* Post and rail with panels modular construction
- \* Very fast to install and Very cost effective
- \* Continuous cavity for conduits and acoustic insulation
- \* Panels fixed with continuous gasket for acoustic insulation
- \* Anytime Changable panels with lot of options like Prelaminated board, laminated MDF, lacquered glass, soft board, cork board - allows post-construction flexibility as well as access for maintenance of embedded services



**IQUBX WP03P  
DEMOUNTABLE  
WALL PARTITION SYSTEM**

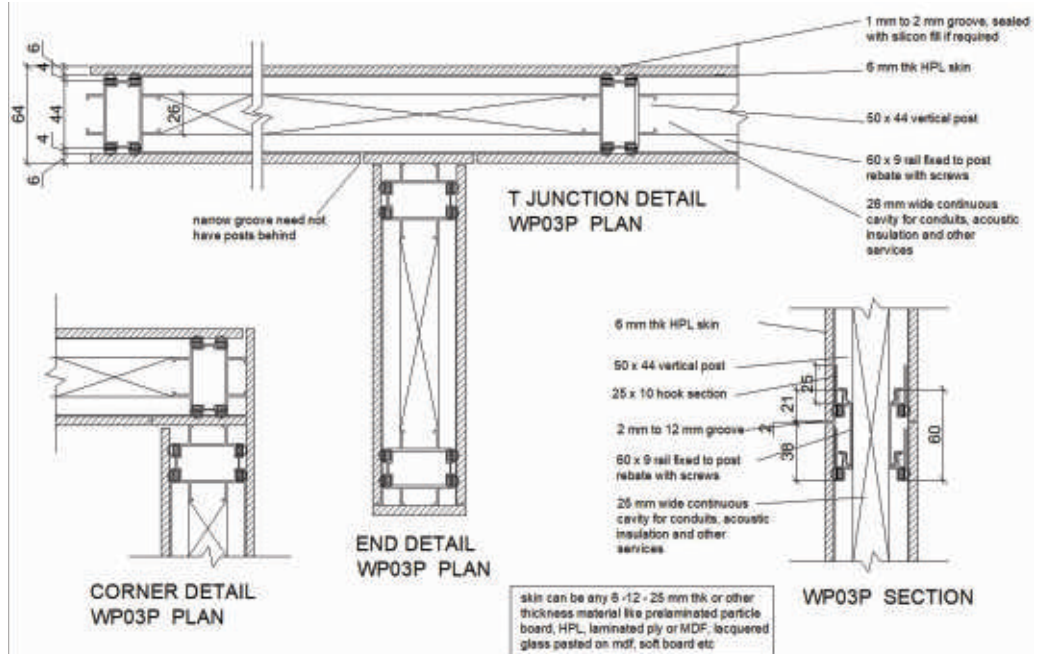





The demountable paneling and partition system used in office of Prime minister of Nepal

**WP03P** is newer version of WP01P and meant only for partitioning. It has some features in addition to WP01P. However, both the partitioning systems can be used on any site.  
**Some additional features over WP01P**  
 Easier assembly and locking panels  
 Better acoustics - **integrated gaskets all around the panel**

Total thickness of partition is about 79mm with 50mm post & 12mm thick panels on both sides, with 2mm gap on both faces for rubber gaskets.  
**Continuous vertical cavity of 27mm** is created between the rails. A uniform vertical and horizontal **groove from 0mm to 6mm** is possible. In case a vertical panels of full heights are used, no groove needs to be provided



Rails are fixed from front with screws, saving time



This also creates a cavity for conduits and other services



The skin is fixed with help of hook section





## DRY WALL CLADDING PARTITION WALL USING STONE & TILES FOR WET AREAS DWP01

<https://iqubx.com/dry-wall-cladding-room-partition/>



**drywall cladding system for stone, tiles, bison board etc, used with IQUBX open frame structure to create drywall partitions with removable cladding**

In a way, it is a high performance modular prefabricated wall with stone, tile cladding or paint finish & replaces traditional masonry brick or block walls in a building. This modular system has **several advantages over traditional masonry, including, far less labour cost, ease and speed of installation, superior finish & detail, re-usability.**

One of the best advantages of this modular dry cladding system is the ease of **post-construction access to embedded services like plumbing, electric and HVAC** etc, due to removable finishing panels. These partitions can be acoustically treated also to create a very safe & quite environment.

**Labor cost is minimized & a very short construction time** with high quality detailing & finish can be achieved. This kind of dry wall technique can also provide flexibility for future changes to the layouts.

**IQUBX dry stone cladding ready made room partition walls** can be used to partition any interior, including offices, homes, hospitality projects like hotels, banquet halls, malls, hospitals, Institutions like schools and colleges as well as industry & any other project where high quality finish and time is valued. **This dry ready-made walls can be used in wet areas like kitchens and toilets as well as dry areas like rooms and halls.** Being modular in nature they can be installed and removed easily, therefore, they are ideal for temporary extension structures. The same structure can later be used elsewhere.



### Technical Data

**Panels - 18mm stone, tiles pasted on base board, HPL, bison board**

**Open Frame of OFRa 50x50 engineered section and OFRb 25x38**

**DWP01a base channel with skirting 47x20**

**DWP01b 68 x 31 and top fixing channel**


**DWP01c 39 x 40**

**DWP01d 35x40 horizontal fixing channel top finishing channel**

**DWP01e 4x10 top finishing channel**

All components are raw mill finish and can be powder coated in any powder coat color or anodized

**GREENPRO** certified 6063 aluminium alloy, 100% recycled aluminium - 10% pre-consumer & 90% post-consumer



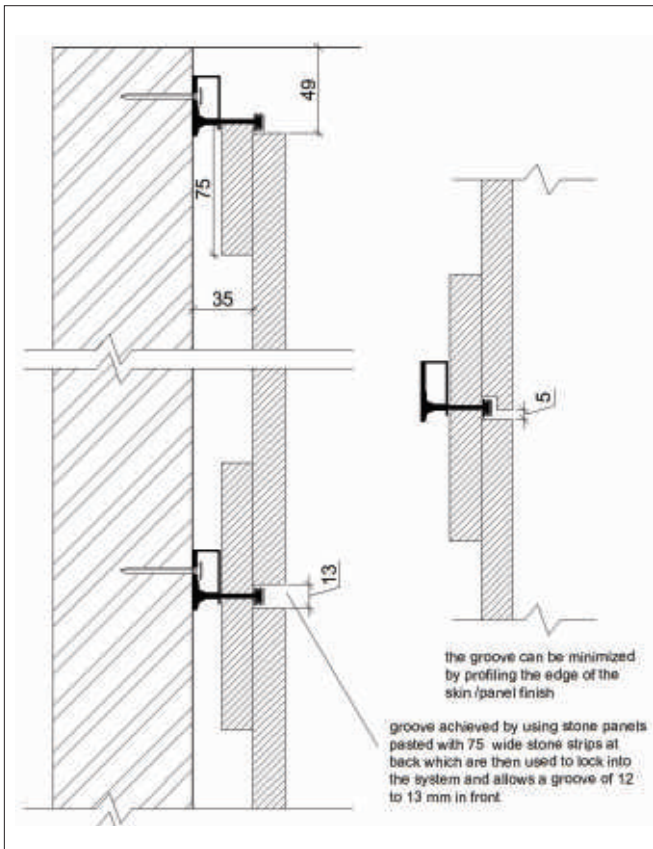
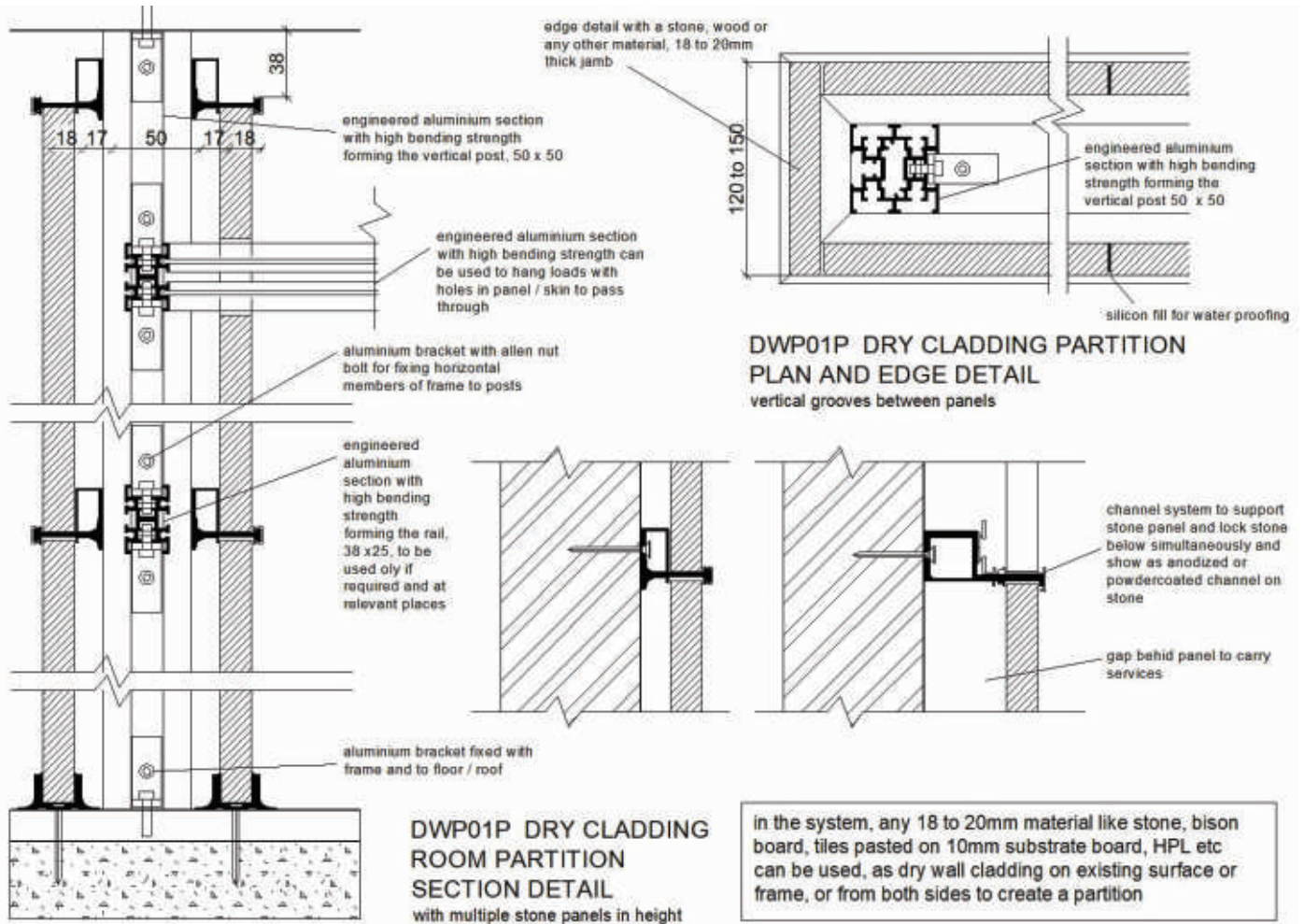
Cladding system is mounted on IQUBX OFR modular open frame modular structure system, made with Aluminium engineered sections of high tensile & bending moment strength, and functionality of modular joinery with Allen bolts & nuts as well as screws.

On this frame, services can be supported depending on area of use. For instance, in wet areas, plumbing pipes can be tied to the internal structure aluminium members sheets fix to the frame.

Subsequently, the Finishing panel of stone, tile or may be block board are positioned in the base channel which is fixed to the floor. This base channel has built-in skirting on both sides which gives an Aesthetic junction to the wall with floor and water proofing of the joint with silicon.

After this, the panels are positioned in plumb and line and the locking channel for individual panels is fixed at the top.

After finishing the installation of all the panels, the finishing top channel is fixed at the top. There is also possibility of giving bands of different material or color in the center in the system as well as to achieve grooves in tiles/stone panels.



**typical specification**  
**DRY WALL CLADDING PARTITION WALL**  
**DWP01**

Supply of greenpro certified IQUBX DWP01 modular fast installing dry wall cladding for fitting stone and tile panels of 18mm - 19mm thickness on to the existing wall surfaces.

Stone panels upto 19mm and tile panels made of tiles pasted on 9mm marine ply or board, or any other material as per client but with approx 19mm edges achieved by thickness of material or achieved by pasting additional material on edge. The finishing channel of approx 12 mm to be visible outside the surface of panel. Alternatively, panel to be crafted with main surface pasted with 19mm material behind in strips, to be accommodated in the grooves of base skirting channel and the lock channel, to effectively make horizontal grooves of 12 to 13 mm.


The dry wall cladding system to be made of base channel section for holding panels in floor with DWP01a rounded skirting integrated 47 x 20; horizontal fixing channel for individual panels DWP01d approx 35 x 40; top finishing channel DWP01e of approx 4 x 10 mm. The outside of panel surface shall be not more than 35 to 40 mm from the wall surface, with a gap of 15 mm from inside surface of panel to the frame. This cladding system including the stone to be 35mm to 40mm thick for panels without grooves and 55mm thick for paneling with grooves.

Alternatively, the horizontal cladding channel can be - top fixing channel DWP01b 68 x 31 and top finishing channel DWP01c 39 x 40, to allow more gap between the panel and the posts or wall surface - 35mm - to allow services to travel horizontally, if so required. This cladding system to be 65 to 70 mm thick including stone for paneling without grooves, and 85mm for panels with grooves.



All copyrights, trademarks, Intellectual property rights, patents reserved in name of IQUBX pvt ltd and its directors. Any copying of logo, images, designs, product designs without explicit written permission of the directors of IQUBX pvt ltd shall be a punishable offence. All the product designs are IPR protected



[www.iqubx.com](http://www.iqubx.com) 



**MODULAR  
WORKSTATION TABLE LEGS**  
WSL01, WSLSQ55 & WSLT50(60) series

Leg frame systems for  
Linear Workstations *shared non-shared*  
Cubicle Workstations  
Conference tables  
Meeting tables



**WORKSTATION  
MODULAR PARTITON SYSTEM**  
WS28 AIRLINE &  
WS54 JETLINE MODULAR PARTITIONS



**MODULAR  
FLIPTOP BOX**  
POP23





**MODULAR WORKSTATION  
TABLE LEGS SYSTEM  
WSL01 series**

<https://iqubx.com/metal-table-leg-frames-for-modular-workstation-desks/>

**flexible size, complete CKD workstation leg system which can be modified on site too**

IQUBX has designed a range of modular legs and leg systems for workstation desk and office furniture. Made of 100% recycled aluminium. IQUBX Modular workstation table leg frames can be assembled into various frame shapes and configurations with ease.

Modular workstation table leg frame IQUBX WSL01 is a 2 component Aluminium extruded leg, and these components can be assembled at various angles to give different shape & aesthetics to the leg.

**WSL01** has a taper angle of 3° for the leg width and the leg itself is 9° angled from true vertical. This leg has a height adjuster fitted (optional) at the bottom and an ABS plastic mounting cap WSLM1 at the top to fit it securely with any table desk base.

This single leg can be fitted in any table, be it a meeting table, conference table, desking workstation and others. WSL01 is available in standard white powder coating, or anodized finish or other shades of powder coating. WSLM1 ABS cap is a medium gray component

**WSL01** can be assembled together to form a **WSL01F** frame, a two leg gable end of a workstation desk or table. **WSL01F** is available in a single gable end of 2 legs or as a complete frame.





**Technical Data**

**WSL01** cross-section 80 x 40mm at top reduced to 45 x 40mm at bottom, powder coated or anodize finish, with or without height adjuster at bottom, total height 725mm including the **WSLM1 ABS cap**

**WSL01F600** is a 2 leg single gable end, 580 approx wide, single width table

**WSL01F1200** is a 2 leg single gable end, 1180 approx wide, double width table

**WSL01F6001**, 4 leg frame, 580 approx wide for a single width table, 860 to 1160 long as required – single non-shared workstation


**WSL01F6002**, 6 leg frame, 580 approx wide for a single width table, 1720 to 2320 long as required – for double non-shared workstations

**WSL01F12001**, 4 leg frame, 1180 approx wide for a double width table, 860 to 1160 long as required – for double shared workstations

**WSL01F12002**, 6 leg frame, 1180 approx wide for a double width table, 1720 to 2320 long as required – for four shared workstations

The sizes mentioned above are general and in no way standard or limited. The frames shall be fabricated as per specified sizes of the client requirement

**GREENPRO** certified, made of 6063 aluminium alloy, 100% recycled aluminium - 10% pre-consumer & 90% post-consumer



**WSL01F12001**  
double width single length  
for shared 2 workstation

**WSL01F12002**  
double width double length  
for shared 4 workstation

**WSL01F6001**  
single width single length  
for non-shared 1 workstation

**WSL01F6002**  
single width double length  
for non-shared 2 workstation



**WSL01 series  
Modular  
Workstation  
Table Leg Frames**

01 series have a length from 860 - 1160 mm for a single length workstation

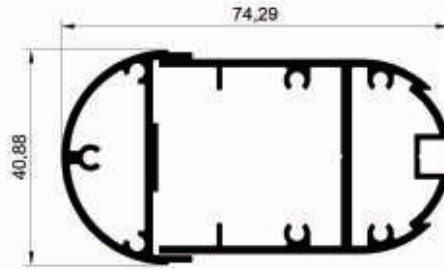
02 series have a length from 1720 - 23200 mm for a double length workstation




WEBPAGE

*WSL01FM1 is a 3 leg frame suitable for 750 dia to 900 dia table tops of glass or wood.*

*Any configuration of number of legs and dimensions can be fabricated and delivered as per requirement*



*WSL01F12002, 6 leg frame, 1180 approx wide for a double width table, 1720 to 2320 long as required – can be used for Conference tables.*







**MODULAR WORKSTATION  
TABLE LEGS SYSTEM  
WSLT50(60)series**



<https://iqubx.com/metal-table-leg-frames-for-modular-workstation-desks/>

**ultra sleek, strong and sturdy, light weight  
triangular section leg system**



**Technical Data**

**WSLT60** cross-section 60 x 60mm triangular aluminium extrusion, powder coated or anodize finish, with or without height adjuster at bottom

**RW033** 100 x 55 raceway also serves as center beam in shared and edge beam in nonshared leg systems

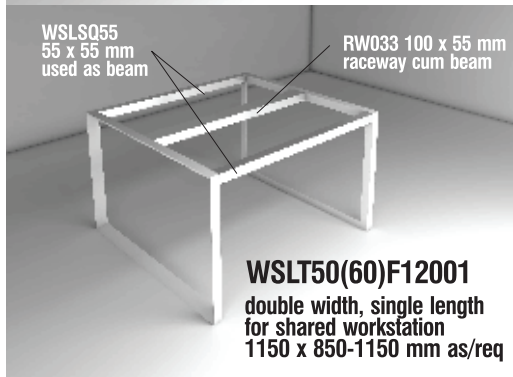

**WSLSQ55** square leg acts as edge beams

Raw mill finish, can be powder coated in any color or anodized

**GREENPRO** certified, made of 6063 aluminium alloy, 100% recycled aluminium - 10% pre-consumer & 90% post-consumer

**W**SLT50, a triangular cross-section Modular workstation table leg frame has now been relaunched as **WSLT60 with 60 x 60 cross-section**. The triangular section is assembled in a square or rectangular frame shape to act as a gable end leg. This leg frame can be converted into a complete frame for workstations or tables.

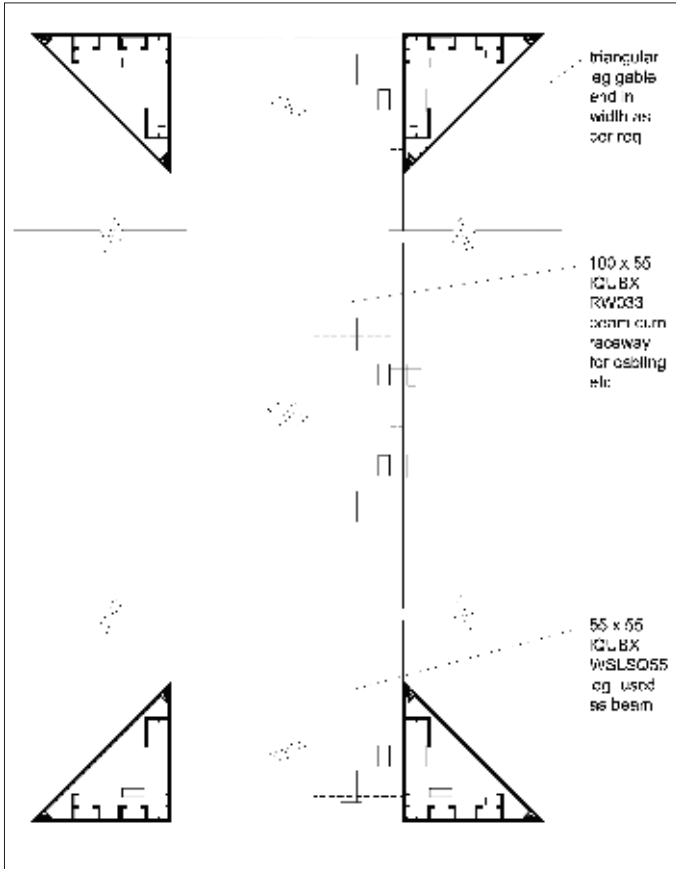
WSLT60 is a strong and sturdy system. The **snap fit cover** of triangular leg can be powdercoated in **different colour to create a striking effect**.



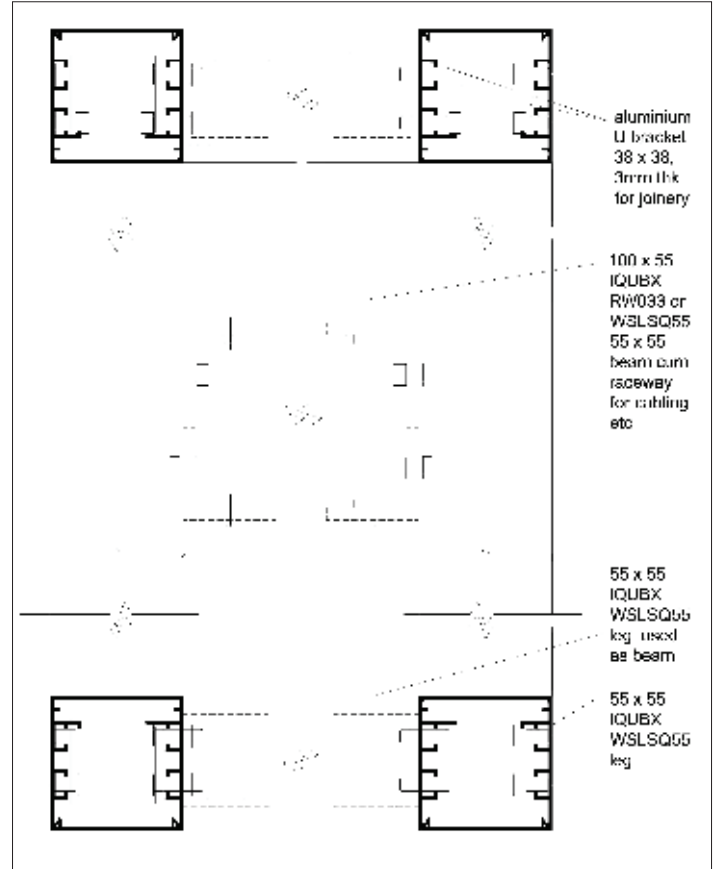
*The sizes mentioned above are general and in no way standard or limited. The frames shall be fabricated as per specified sizes of the client requirement*



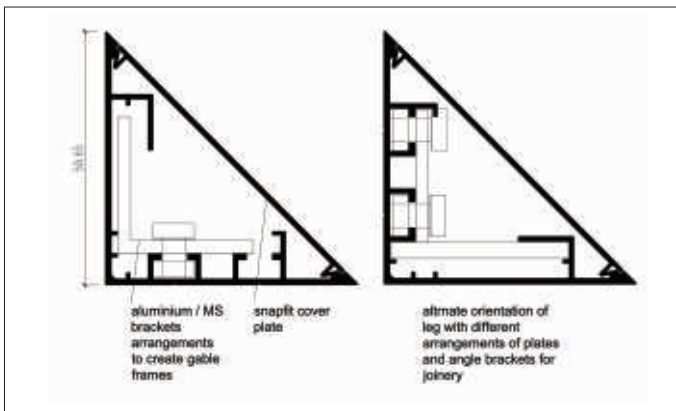
WEBPAGE



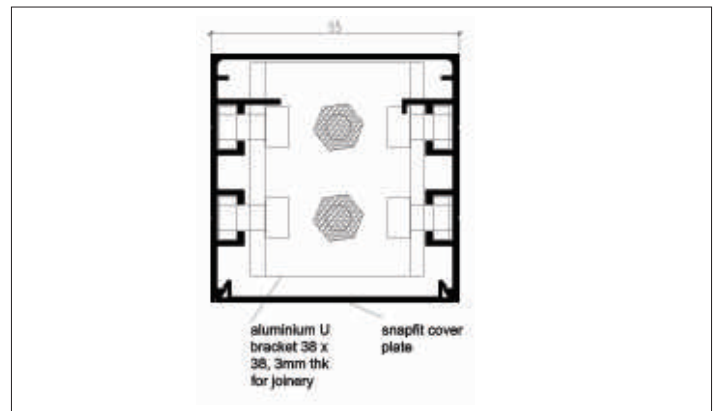
Typical construction of WSLT60 series WS leg system



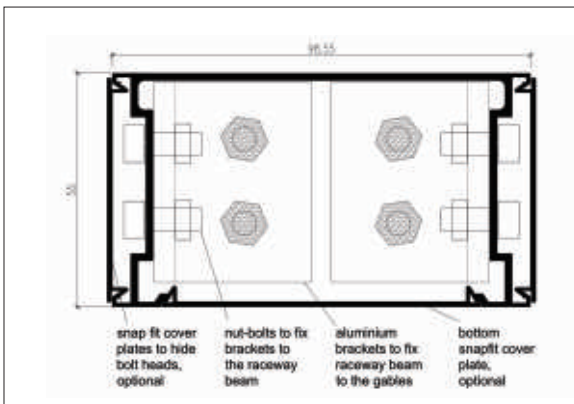
Typical construction of WLSLQ55 series WS leg system



WSLT60 60 x 60 mm joinery alternatives

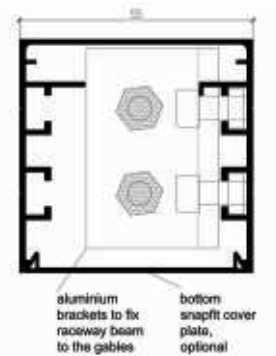


WLSLQ55 55 x 55 mm



RW033 100 x 55 mm raceway cum beam

WLSLQ55 55 x 55 mm used as beam








**MODULAR WORKSTATION  
TABLE LEGS SYSTEM  
WSLSQ55series**

<https://iqubx.com/metal-table-leg-frames-for-modular-workstation-desks/>

**ultra sleek, strong and sturdy, light weight  
square section leg system**



joinery with U  
brackets 38 x 38,  
aluminium 3mm thk

**Technical Data**

**WSLSQ55** cross-section 55 x 55 mm square aluminium extrusion, powder coated or anodize finish, with or without height adjuster at bottom

**RW033** 100 x 55 or the leg **WSLSQ55** also serves as center and edge beam

Raw mill finish, can be powder coated in any color or anodized

**GREENPRO** certified, made of 6063 aluminium alloy, 100% recycled aluminium - 10% pre-consumer & 90% post-consumer


**W**SLTSQ55, a square cross-section Modular workstation table leg frame is a sleek, strong and durable, quick assembly, neat system.

This leg system can have a conventional leg frame type construction or gable type leg frames as well. This leg frame can be converted into a complete frame for workstations or tables.

**WSLSQ55** is a strong and sturdy system. The **snap fit cover** of triangular leg can be powdercoated in **different colour to create a striking effect.**



**WSLSQ55F600/1200**  
gable end in single 550mm approx / double width 1150mm approx as per/req



**WSLSQ55GF600/1200**

*The sizes mentioned above are general and in no way standard or limited. The frames shall be fabricated as per specified sizes of the client requirement*

*All gables with closed loop - rectangular or shall be coded with "G" - WSLSQ55 G...*



<https://iqubx.com/pop-up-box-electrical-cable-cubby/>



**table top pop up / flip top cable manager with table top finish embedded in lid**

**Technical Data**

Any length and width, recommended width 156mm, though smaller can be made

JB023a, outer channel – 20 x 17.5 mm

JB023b, inner channel – 20 x 26 mm

For raceway below, 100 x 50 aluminium tube can be used or our RW011 150 x 45 can be used

Raw mill finish, can be powder coated in any color or anodized

**GREENPRO certified** 6063 aluminium alloy, 100% recycled aluminium - 10% pre- consumer & 90% post-consumer

**I**qubx POPB23 pop up box is a flush mount modular desk top cable management system which works as a connectivity box for power & data ports.


The lid has a **unique continuous aluminium hinge or pivot**, with rubber or brush strip to allow cables and wires, along with an integrated continuous handle profile.

This box is based on Floor Junction Box JB23 **patent applied** system.

And the most unique feature is that the **main body of the lid can hold a ply with same finish as rest of the worktop, making it very aesthetic.**

This modular design can be made **available in any sizes as per requirement.** Maximum size can be 2400 mm long, Standard sizes of 156 x 300 (8M), 156 x 450 (12M) & 156 x 600 (16M) mm. Very quick & easy installation.

IQUBX popup box **can be retrofitted** in existing desks without too much of a hassle.







# WORKSTATION MODULAR PARTITION SYSTEM WS54 JETLINE

<https://iqubx.com/workstation-modular-partition-systems/>



**full functional modular partition system with provision for internal wiring and multiple finish panels**

**WS54** is very sleek and sturdy 54mm wide modular partition for workstations or other screen walls, or even full height partitions, with minimum components for better logistics & provision for internal wiring.

It can be interlocked in continuity, and 90 deg to form straight, L shaped and T shaped configurations.

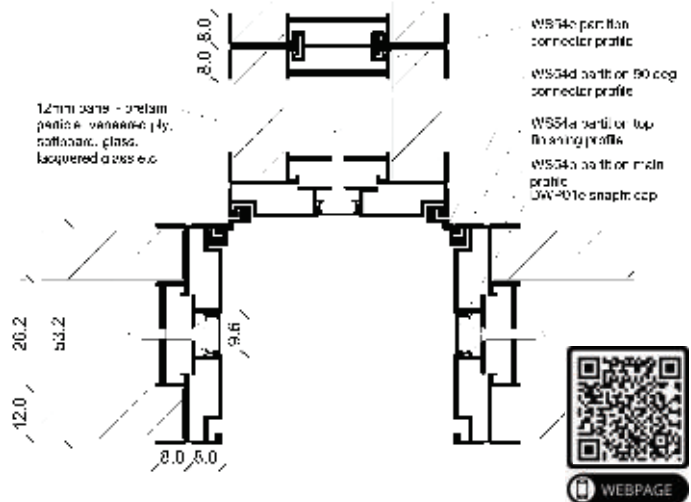
It can incorporate soft board, prelam panels 25 thk, or lacquered glass (magnetic / non-magnetic).

## Technical Data



- WS54a top finishing section 28 x 14 mm
- DWP01e multipurpose snapfit 28 x 17 mm
- WS54b main section 28 x 14 mm
- WS54c partition continuation connector
- WS54d partition 90 deg connector
- WS54EC1 plastic ABS end cap

Raw mill / powdercoat/ anodized

**GREENPRO** certified, made of 6063 aluminium alloy, 100% recycled aluminium - 10% pre-consumer & 90% post-consumer



WEBPAGE






## WORKSTATION MODULAR PARTITION SYSTEM WS28 AIRLINE

<https://iqubx.com/workstation-modular-partition-systems/>



WEBPAGE



**ultra sleek, innovative, modular partition system with multiple finish panels**

**W**S28 Airline Partition system is remarkable for its simplicity. With minimum components, and just 28mm wide partitions can be made for screens, table top partitions and aprons and desking systems.

It can be interlocked in continuity, and 90 deg to form **straight, L shaped and T shaped configurations**.

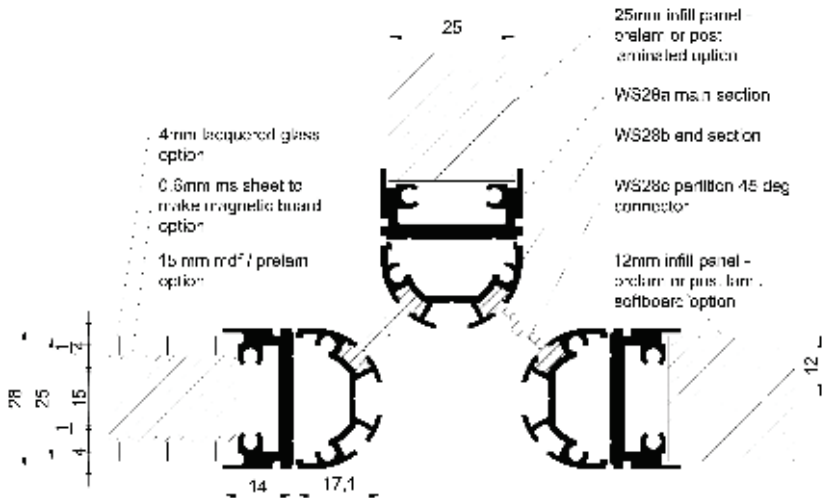
The partition can incorporate **soft board on both sides, prelam panels 25 thk, or lacquered glass (magnetic / non-magnetic)** both side or combinations as per requirements.

### Technical Data

- WS28a main section 28 x 14 mm
- WS28b end section 28 x 17 mm
- WS28c partition 90 deg connector
- WS28EC1 plastic ABS endcap 1
- WS28EC2 plastic ABS endcap 2

Raw mill finish, can be powder coated in any color or anodized


**GREENPRO certified**, made of 6063 aluminium alloy, 100% recycled aluminium - 10% pre-consumer & 90% post-consumer







LARGEST NUMBER OF  
GREEN CERTIFIED  
MODULAR FURNITURE &  
INTERIOR SYSTEMS IN INDIA



All copyrights, trademarks, intellectual property rights, patents reserved in name of IQUBX pvt ltd and its directors. Any copying of logo, images, designs, product designs without explicit written permission of the directors of IQUBX pvt ltd shall be a punishable offence. All the product designs are IPN protected



# FLOOR TRUNKING SYSTEM

[www.iqubx.com](http://www.iqubx.com)

## FLOOR JUNCTION BOX

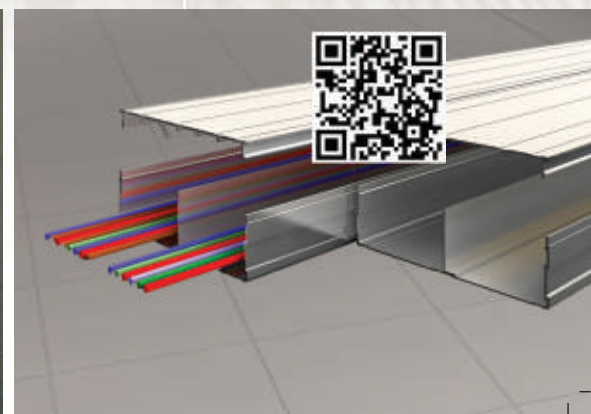
- JB022
- JB022L
- JB022D
- JB022H
- JB023
- JB023L
- JB023D
- JB023H

## FLOOR BOX

- FB01
- FB02

## FLOOR RACEWAY

- RW011
- RW033







THEY HAVE BEEN DESIGNED TO ACCOMODATE FLOOR FINISHES INCLUDING STONE, TILES, WOOD, CARPET, VINYL ...

IQUBX FLOOR JUNCTION BOX IS SUITED FOR HIGH TRAFFIC ZONES LIKE OFFICES, AIRPORTS, RAILAY STATIONS, UNIVERSITIES AS WELL AS RESIDENTIAL INTERIORS







**patent applied, fully flexible, strong floor junction box with upto 20mm floor finish in lid, ht. adjustable**



- JB022 Lay-in lid type aluminium junction box
- JB022L Lay-in type lid and outer frame without legs to retrofit in existing MS / GI floor junction boxes
- JB022D Lay-in DOUBLE lid type aluminium junction box
- JB022H Lay-in lid HINGED type aluminium junction box

**I**QUBX JB022 is **patented** Aluminium Modular under floor junction box for wire management, **certified GREENPRO (by IGBC, CII)**. It is available in **any required size, customizable** and delivered in no time.

This Aluminium junction box fits excellently in the cavity, covering the floor cavity from inside as well as matching the top surface of the floor, giving a professional aesthetic finish inside and outside the junction box.

The lay-in lid type design has many advantages.

Best advantage is that the **lid has a collar depth of 30mm to accommodate various floor finishes including 18 mm stone, 10mm tile or carpet**, thus giving a seamless floor. It can also be powder coated in shade and colour to emulate the flooring material, making it completely unobtrusive.

The Lid cover sits in the cavity of the floor junction box, without using any fasteners or screws for fixing. Thus, it **does not come loose marring the aesthetics**, while it can be easily lifted whenever necessary. This **prevents entry of dust, rodents** and other external elements. It also **prevents safety hazards of people tripping over loose cover plates**.

**JB022L model with lid and outer frame only (without legs and bottom plate) can be retrofitted in most of existing MS/GI floor junction boxes.**

These floor junction boxes are ideal for locations such as in office spaces, hotels, showrooms, hospitals, institutes, educational institutes/universities, airports, industries, and others, like commercial establishments.

### Technical Data

Any length and width  
 Minimum height 50mm to any ht.  
 Lid collar depth 30mm, can accommodate any floor finish upto 18 mm like stone, tile, carpet, wood  
 JB022a, outer channel – 32 x 20.5 mm  
 JB022b, inner channel – 32 x 39 mm  
 JB022c, legs channel – 28 x 28 mm

Raw mill finish, can be powder coated in any color or anodized

**GREENPRO certified** 6063 aluminium alloy, 100% recycled aluminium - 10% pre- consumer & 90% post-consumer



**Recyclable certified Green Building Material**  
Ideal for LEED Projects

**No loose covers means no accidents no tripping**

**Seam less, clean, aesthetic flooring for a contemporary interior**


**Lid in cavity doesn't come loose, thus, no entry of dust, mites, bugs, rodents which may damage the wires and cause disease**

**Most economical solution as no wastage and can be self fabricated on site**

**Double lid or infact any design & shape possible as per requirement**

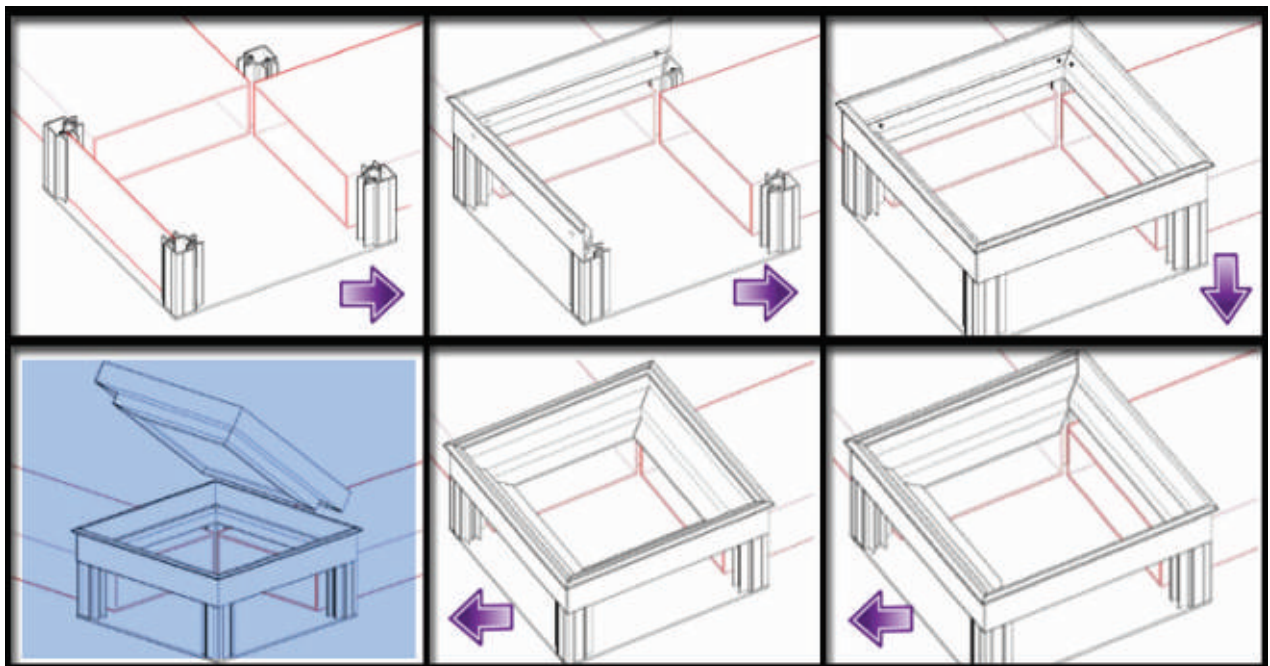
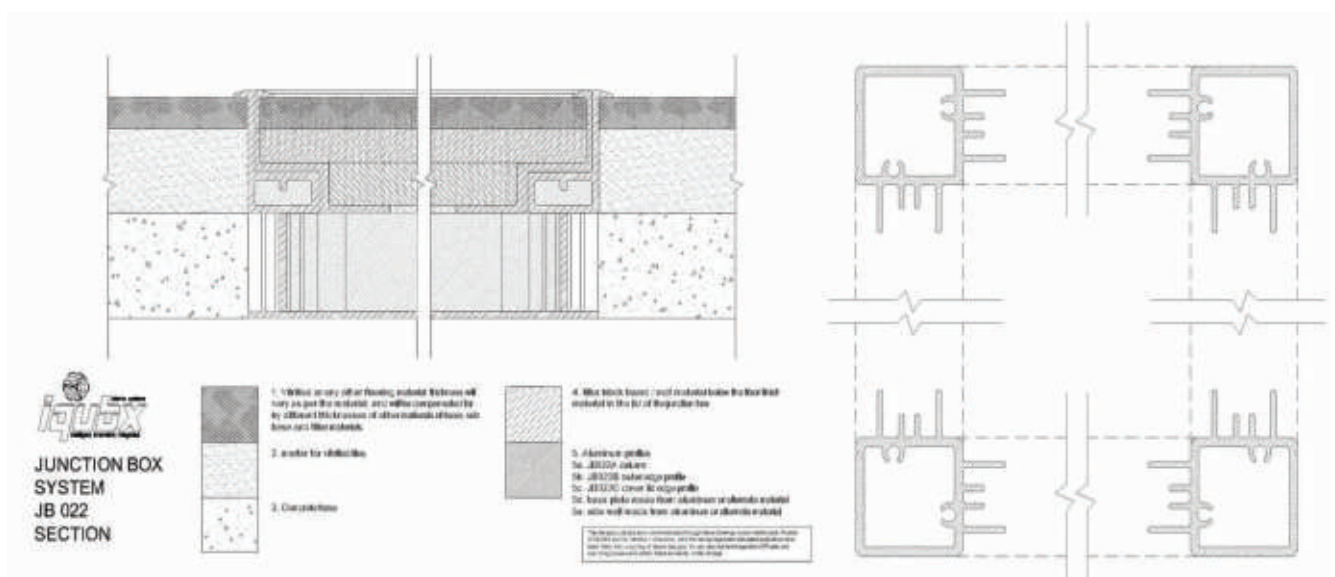


WEBPAGE



Being truly modular, it is very flexible in design and construction. It can be readily prepared at the site from three types of extruded sections or modified to any size. It can be supplied finished in any dimensions of width, length and height, minimum ht being 50mm and minimum length and width being 150mm.

The sections of the floor junction box and the lid cover are designed to take high loads and can be designed to meet any requirement of size and load-bearing capacity. This allows the furniture and live loads to be handled without creaking and sagging. There is also the built-in flexibility of adding more number of columns to provide additional load bearing capacity as per requirements.







# FLOOR JUNCTION BOX JB023

<https://iqubx.com/under-floor-junction-box/>

**patent applied, fully flexible, strong floor junction box, upto 10mm floor finish in lid, ht. adjustable**

### Technical Data

Any length and width, less than 600  
 Minimum height 40mm to any ht.  
 Lid collar depth 20mm, can accommodate any floor finish upto 10 mm like tile, carpet, wood  
 JB023a, outer channel – 20 x 17.5 mm  
 JB023b, inner channel – 20 x 26 mm  
 JB023c, legs channel – 21 x 21 mm

Raw mill finish, can be powder coated in any color or anodized

**GREENPRO certified** 6063 aluminium alloy, 100% recycled aluminium - 10% pre- consumer & 90% post-consumer


- JB023 Lay-in lid type aluminium junction box
- JB023L Lay-in type lid and outer frame without legs to retrofit in existing MS / GI floor junction boxes
- JB023D Lay-in DOUBLE lid type aluminium junction box
- JB023H Lay-in lid HINGED type aluminium junction box

**I**QUBX JB023 modular floor junction box is patent design based on JB022 and has all the benefits and features, except it is **slimmer, can take lower loads and floor finishes upto 10mm only.**




It can easily accommodate flooring materials like carpet with 6mm ply backing, laminated ply and ply clad with SS or any other metal sheet etc.

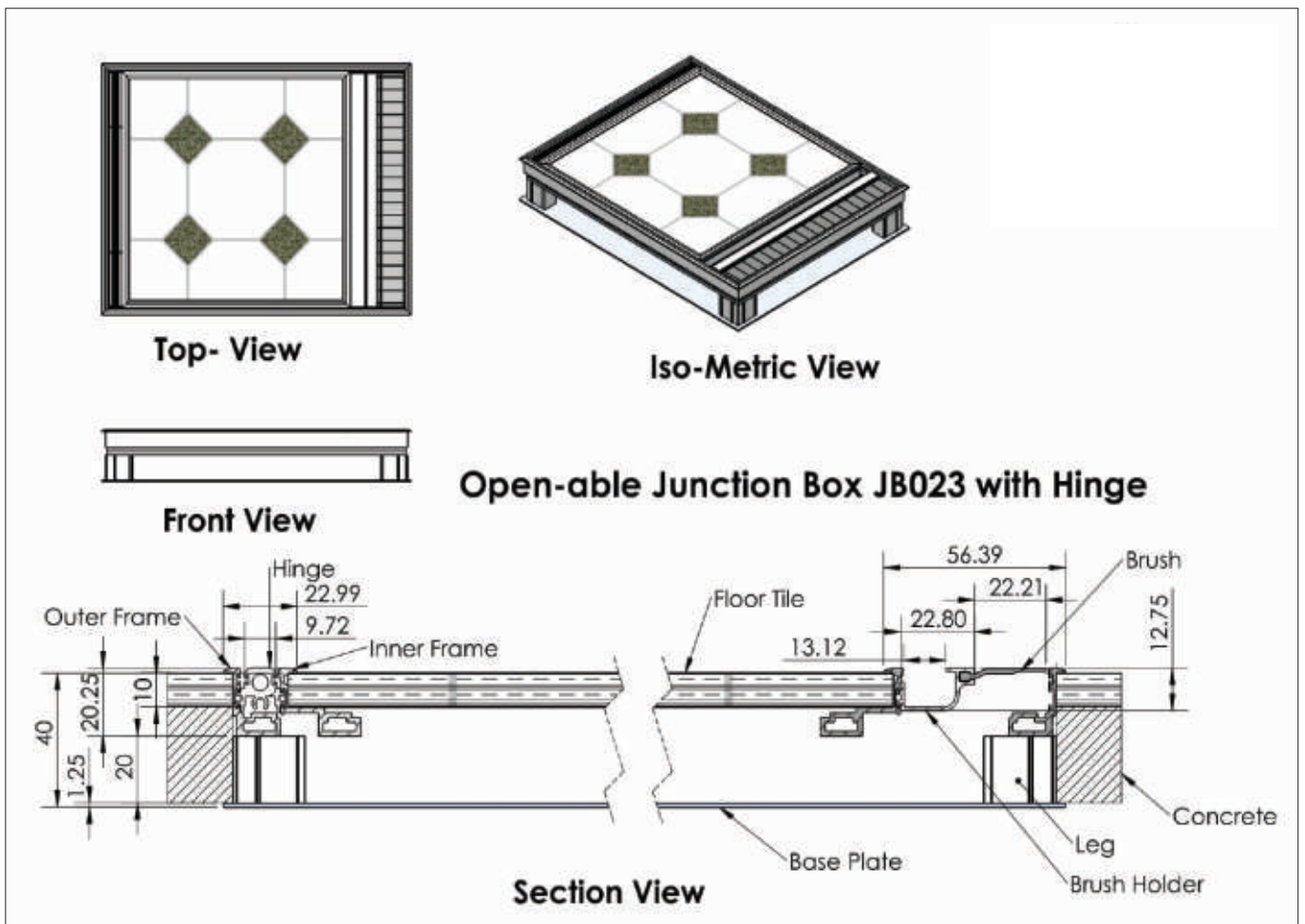
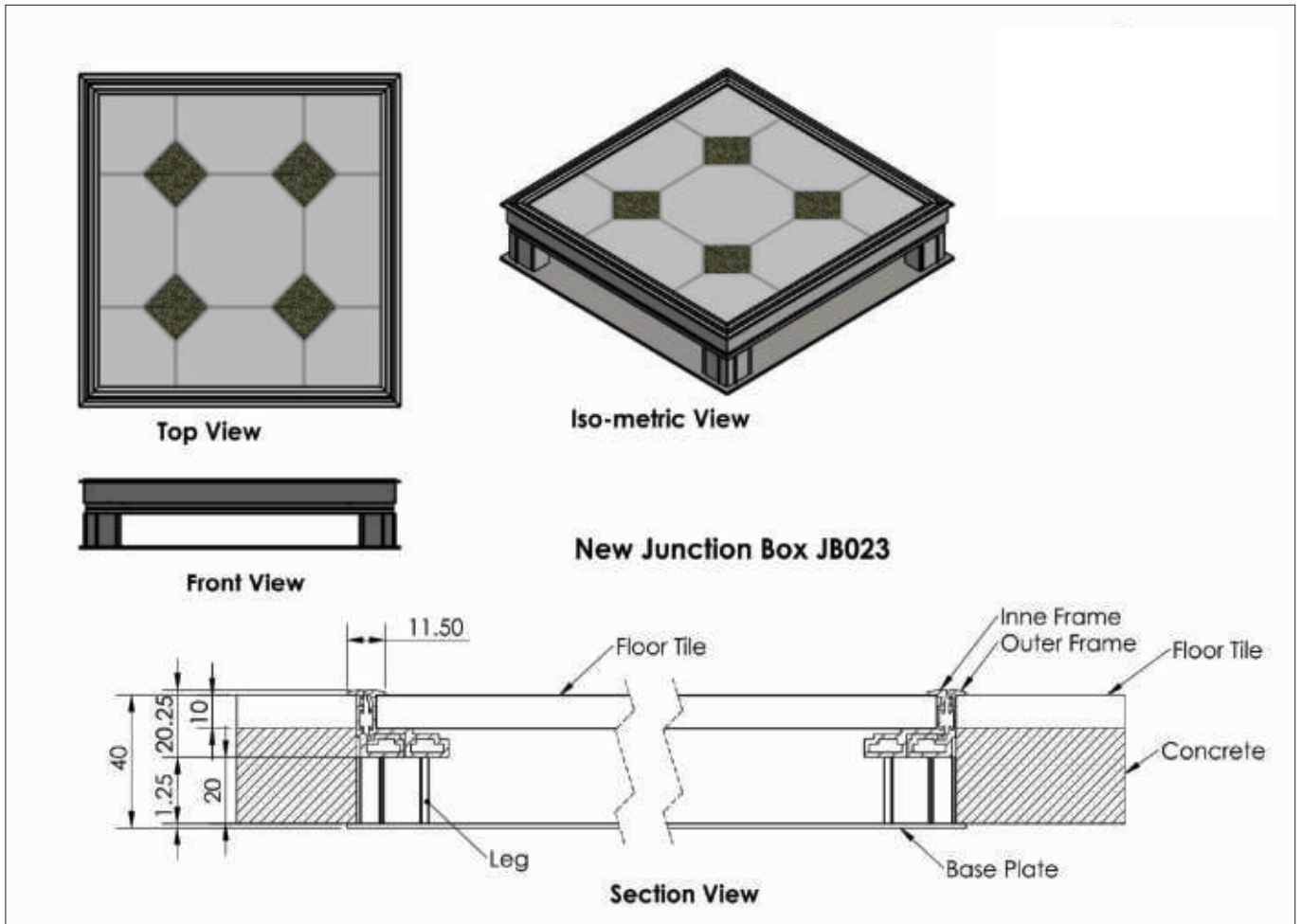
It is **ideal for floors with low margin and smaller sizes upto 600 mm due to the lower load-bearing capacity of the lid cover.**

JB023 is lighter in weight and more economical product with same functionality, aesthetics, strength and performance.



*Both series JB's can be lifted by using vacuum cup or simply a screwdriver*








68



**ELECTRICAL  
FLOOR BOX  
FB01**





<https://iqubx.com/electrical-floor-box-outlet/>



## Technical Data

Any length

Height 55mm

Width 165, 258, 351 mm for 1,2,3 bays  
for 5A, 15A switch / sockets and LV modules of any number

Raw mill finish, can be powder coated in any color or anodized

GREENPRO certified 6063 aluminium alloy, 100% recycled aluminium - 10% pre- consumer & 90% post-consumer

**F**B01 is a green certified modular aluminium Floor box made out of 100% recycled aluminium.

It is a **unique modular concept** where the floor box is created out of **modular bays**, which can be **of any length** as per requirement. The box can be constructed out of **1 bay, 2 bay or 3 bay or any number of bays**, as per requirement and the width and length of the electrical floor box will vary accordingly. As per the bays, **the width can vary as 165mm, 258mm or 351mm and so on**. Length can be any rational length as per requirement.

**completely modular customized floor box with n number of bays and length, as per req**

It has been designed to be **just 55mm deep** for even low margin floors, unlike most other floor boxes which are around 90mm deep.

This makes it **highly modular and flexible** and for multipurpose use in floor as well as as flip top box in conference table or work stations as well.

This electrical floor box design can accommodate **5 A sockets switches** in standard bays. The **15A switch sockets can be installed in additional seat** which can be integrated with the standard bay profile.

Similarly, for installing **low voltage outlets like AV, HDMI ports and data RJ45 ports of any quantity, inclined seat profile** can be added to the standard bay. It's inclined design base for mounting low power outlets allow the patch cords to be **usable even with the lid closed**.

A very important aspect of this design is that the box size of **258 mm x 258 mm can be retrofitted in existing standard floor box receptacle** and thus used to effectively replace defunct floor boxes.



WEBPAGE





**Key Features**

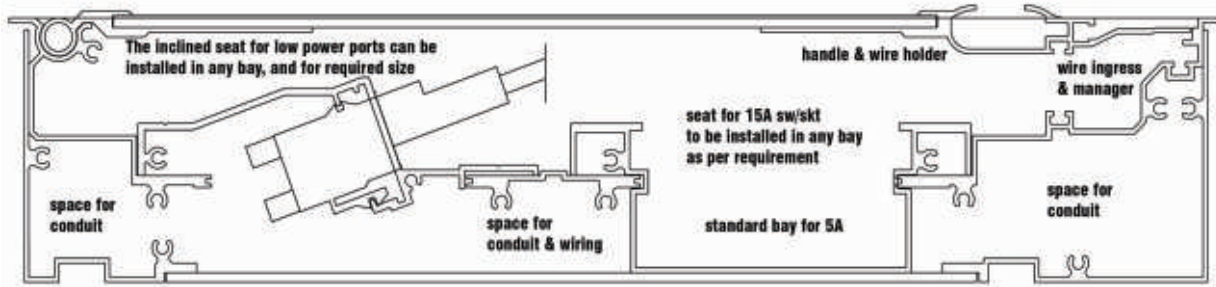

Modular flexibility, any size is possible, not only any number and any type of sockets / ports can be accommodated, they can be modified / changed later

Green certified product: Certified by Indian Green Building Council, uses 100% recycled aluminium, almost entirely homogeneous and thus highly recyclable

The hinge is in-situ continuous and fail proof, smooth

The lid is also aluminium, which can be anodized / powdercoated

Can be retrofitted in existing defunct floor boxes like Legrand or MK floor boxes for easy rehabilitation



**IQUBX FB01 electrical floor box outlet - 2 bay section**



**IQUBX FB01 ELECTRICAL FLOOR BOX OUTLET can be retrofitted in existing floor boxes cavity box base compartments**



**modular customized floor box with 1 or 2 inclined bays and length as per req**

Technical Data
Any length
Height 95mm
258 x 258 mm x 95 depth
5A, 15A switch / sockets and LV modules - 16M in all
Raw mill finish, can be powder coated in any color or anodized
<b>GREENPRO</b> certified 6063 aluminium alloy, 100% recycled aluminium - 10% pre- consumer & 90% post-consumer

**QUBX FB02** is very innovative **modular Green pro certified** aluminium modular electrical floor box for under floor cable management and socket outlets. It is economical **green design with minimum number of components**, high strength & durability, very low maintenance and quick install.

In all **16 M** is available in the standard size **258 x 258 x 95** box. we recommend MK wraparound series switches sockets. These modules are placed in **inclined fashion** to allow very easy access to sockets and ports. Inside, 6 / 10 A and 16 / 20 A socket with switches can be accommodated. It is ideal for data and voice ports and other Low voltage ports, as per requirements

Being modular, other sizes can be made as per requirement beside the standard size of 258 x 258 x 95.

This highly engineered product is based on JB23 junction box (patent applied), and the **lid can accommodate floor finishes upto 10mm thick tile, carpet, wood etc.**

**Double continuous wire management** with integrated handles allows easy & flexible cable access. One can have one or two wire managers cum handles.

**Continuous aluminium hinge** makes it very durable and fail proof.







## FLOOR CABLE RACEWAY RW011

<https://iqubx.com/floor-cable-raceway/>


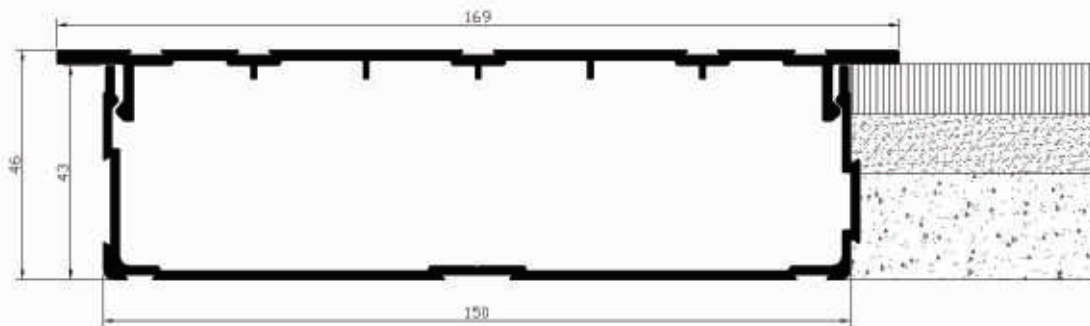

**modular floor and wall cable raceway, excellent grip with substrate, can be laid flush to floor finish**

### Technical Data

150 X 45 mm  
stackable in width in multiples of 150 mm  
snap fit lid, can be laid exposed to the floor  
usable on walls as well

Raw mill finish, can be powder coated in any color or anodized

**GREENPRO** certified 6063 aluminium alloy, 100% recycled aluminium - 10% pre-consumer & 90% post-consumer



**IQUBX RW011** Aluminium Modular Floor Cable Raceway System (may be used on walls and ceiling as well)

RW011 are **green certified (by IGBC, CII)** unique innovative Floor cable Raceways with **high load bearing capacity** and meant for demanding environments. These are **professionally designed systems** to suit contemporary interiors and can be used under floor, on floor as well as on walls.

They have some distinct features like Modular design – ready to install and assemble at site, **snap fit lid, horizontal interlocking and professionally designed profile** to maximize adherence to sub floor material. An optional divider can be used to carry the power and data cables in the same raceway as Aluminium is a non-magnetic material. **Being non-magnetic and non-corrosive, they are especially good for data cabling.**


Being Modular, **150 x 45** optimised size cable raceway unit can be **stacked horizontally**, multiplied in width with staggered interlocking to **300 x 45, 450 x 45** and so on. Thus, lead time in projects can be reduced to zero by stocking. Effectively, low buffer quantities on site are required and wastage is zero since left overs can be used in subsequent projects

No screws – **snap fit assembly of lid cover** speeds up the assembly and removal of cover, if required; Lighter unit weight is easier to handle, saving on labour

**GREENPRO** certified by IGBC, CII, made of Aluminium, an Environment-friendly material with low carbon foot print and possibility of reuse with high scrap value

Together with the IQUBX aluminium Modular Floor Junction Box JB022 and JB023, they form a complete under-floor trunking system.

All profiles RW011 available in 2440 mm length, made to order up to 4800 mm in raw aluminium finish



No Cracked floors and no squeaking floor raceways, **sturdy and stable walls at every 150mm** or 80 mm and **ribbed lid cover provides structural stability**, allowing high furniture and live load without sagging or creaking.


The extruded profile has **grooves on all sides, allowing a strong grip to sub base material and avoiding cracks in the floor.**

They can be used as **exposed cover cable Raceway**, an elegant and permanent substitute for on-floor floor cable Raceway or over the floor electrical wire raceway in a floor in high-quality interiors.

It is an excellent solution because it is easily openable and makes the maintenance and modification of wires and cables very easy, besides being very trendy and contemporary. **This is an ideal solution for carrying cables across an existing interior too without extensive renovation.**




WEBPAGE



**FLOOR CABLE RACEWAY  
RW033**


<https://iqubx.com/floor-cable-raceway/>



**modular floor and wall cable raceway, excellent grip with substrate, can be laid flush to floor finish, used in IQUBX workstation systems for table raceways**

RW033 is 100 x 55 raceway which can be used for underground raceways as well as exposed cover cable raceway.

It has been so designed that it acts as structural beam in IQUBX workstations as well as a cable carrier.



WEBPAGE

Technical Data
100 X 55 mm snap fit lid
Raw mill finish, can be powder coated in any color or anodized
<b>GREENPRO</b> certified 6063 aluminium alloy, 100% recycled aluminium - 10% pre- consumer & 90% post-consumer




*IQUBX systems are offered as customized as well as custom solutions to requirements of clients and Architects. This becomes possible as the components of our systems are highly engineered and can be assembled or configured to offer diverse solutions. IQUBX open modular frame structure system is exemplary of this core philosophy*

**Modular partition, 80 feet long and 25 feet high at Hyderabad GMR airport**  
**Sturdy 4 pole frame at glass level to hold the partition above, single frame above.**  
*This frame is completely independent of the existing glass partition*



**LARGEST NUMBER OF GREEN CERTIFIED MODULAR FURNITURE & INTERIOR SYSTEMS IN INDIA**



## OPEN MODULAR FRAME STRUCTURE SYSTEM

### Usecase

**Industries and industrial sheds** for creating office space, stores etc

**Malls** for creating kiosks, retail outlets

**Airports, railway stations, metro stations** for creating kiosks, retail outlets

**Exhibitions** stalls and booths

**offices** for creating office booths, floating conference rooms, even complete offices

### Features

Highly **modular** construction

**Quick to install** and dis-assemble

very strong and **sturdy modular joinery** with minimum tools

Completely **reusable and relocatable, modifiable**

Good **load bearing strength** and can be used to mount accessories like fans, AC, racks, partitions, doors easily


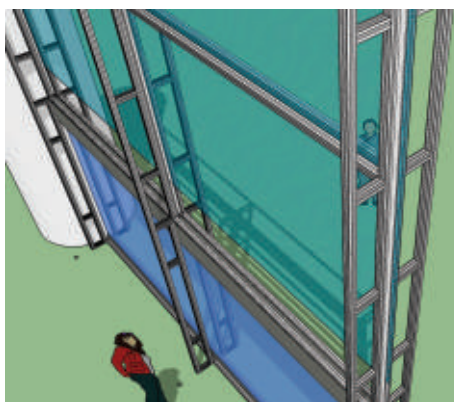
[www.iqubx.com](http://www.iqubx.com)

*All copyrights, trademarks, Intellectual property rights, patents reserved in name of IQUBX pvt ltd and its directors. Any copying of logo, images, designs, product designs without explicit written permission of the directors of IQUBX pvt ltd shall be a punishable offence. All the product designs are IPR protected*

**I**QUBX open modular frame structure system is a very innovative **open ended system** to create **strong modular frameworks** for rooms, partitions or any other structure requiring strong framing, even server racks, and believe it or not, wine racks.

IQUBX open modular frame structure system was originally used to design **cable termination racks and distribution racks for Siemens** for use in metro rails for mounting critical signaling equipment in control rooms. This was a feather in cap, as our system **replaced expensive German system**, at a fraction of cost and with much lesser number of components.

Later, this system was used to install a **80 feet long and 25 feet high partition** in arrival hall of Hyderabad airport between belt number 2 and 3, without touching the existing glass partition between the two belts and in operational airport environment.



*Main frame made of 50 x 50 IQUBX aluminium green certified proprietary section of open frame rack system. This is fixed to walls and floor with expansion bolts, creating strong independent standing framing*





## OPEN MODULAR FRAME STRUCTURE SYSTEM OFR

<https://iqubx.com/open-modular-frame-structure/>



**open frame, flexible modular structural system to create any kind of framed structure for rooms to even server racks, ultra-strong joinery**

We also launched our drywall stone and tile cladding room partitions using this system as a base.

And now we are offering this system for creating independent standing partitions in offices, industries, transport hubs, exhibitions or anyother usecase, where no support of roof or even walls is possible. For temporary applications like exhibitions, office booths or floating structures in open offices, even fixing to floor is not required.

To have a stronger frame, it is advisable to have a grid not more than 10 feet x 10 feet, though the sizing is very flexible. The open frame is compatible for installing glass or solid board panels directly in the frame or by using IQUBX glass and solid demountable systems. One can use IQUBX door frame and doors to make a complete usable space or cluster of rooms.

All these structures, being completely modular, can be assembled very fast on site and modified or relocated very quickly without any problem.

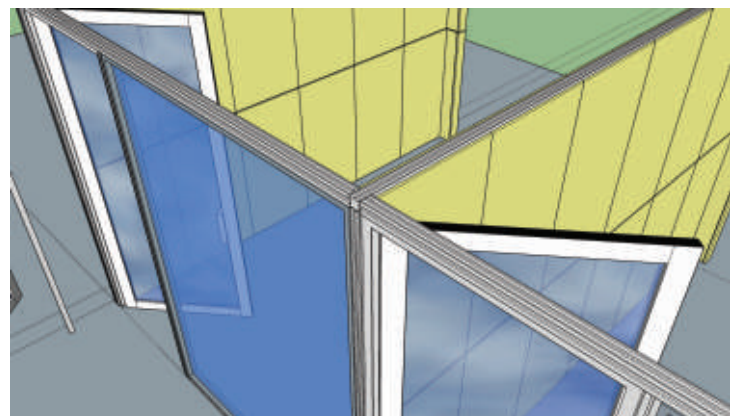
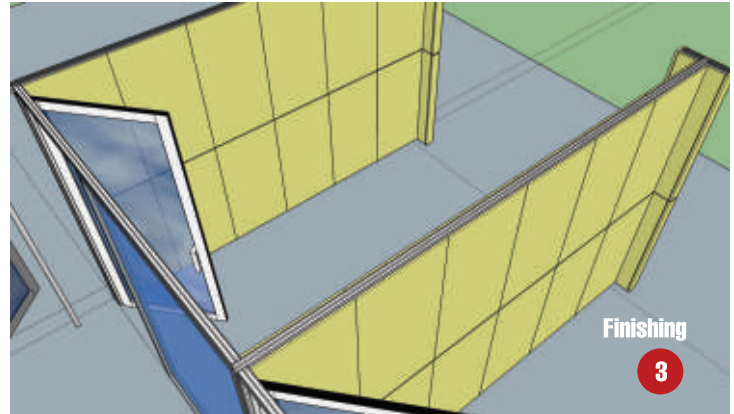
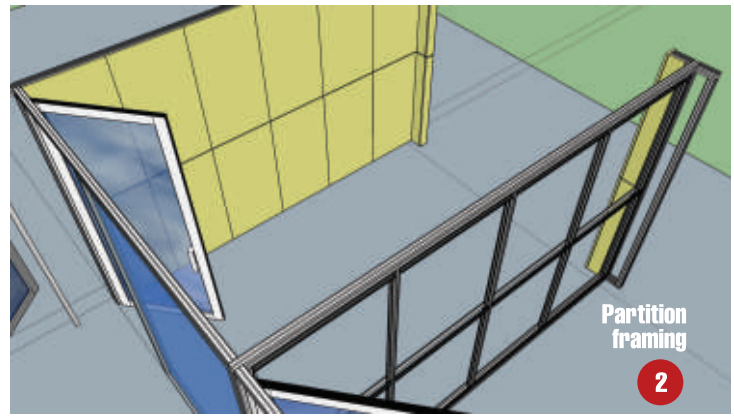
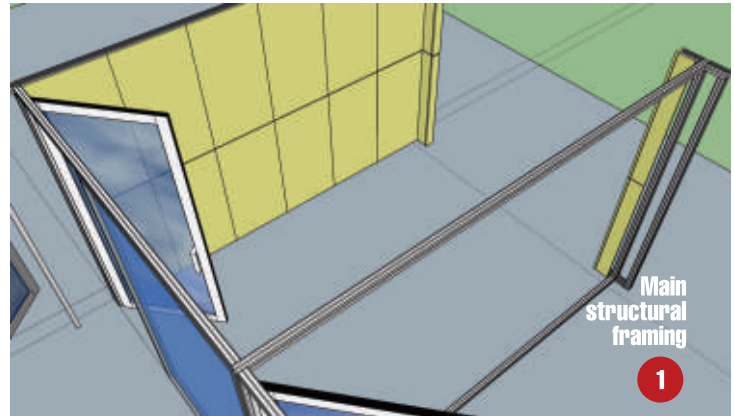
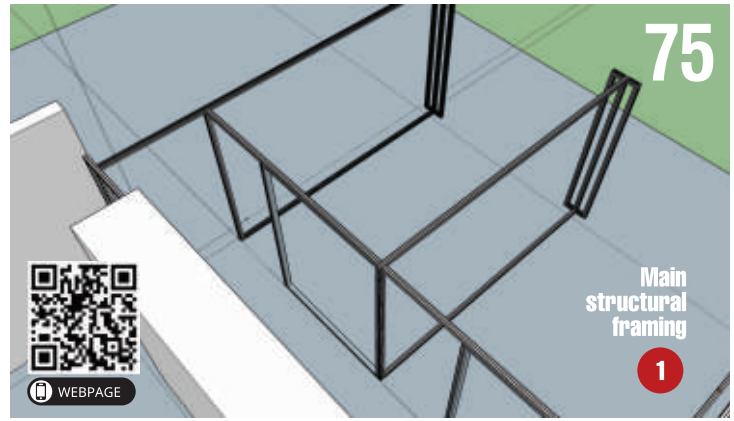
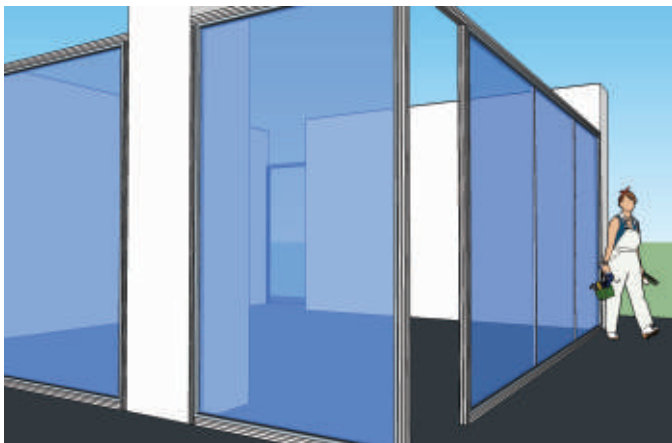
### Technical Data

OFRa, outer channel – 50 x 50 mm  
OFRb, inner channel – 38 x 25 mm


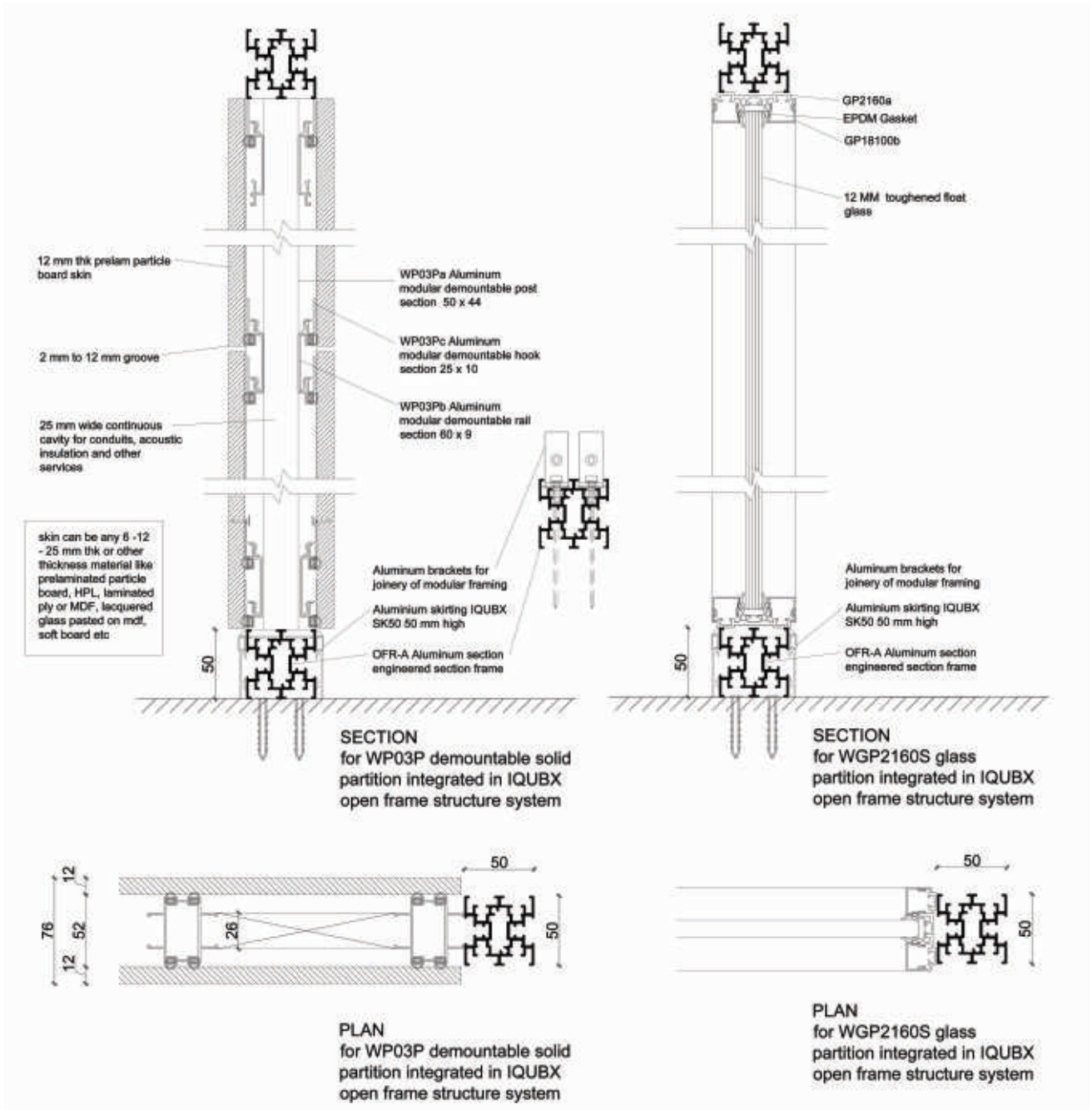
Raw mill finish, can be powder coated in any color or anodized

**GREENPRO certified** 6063 aluminium alloy, 100% recycled aluminium - 10% pre-consumer & 90% post-consumer

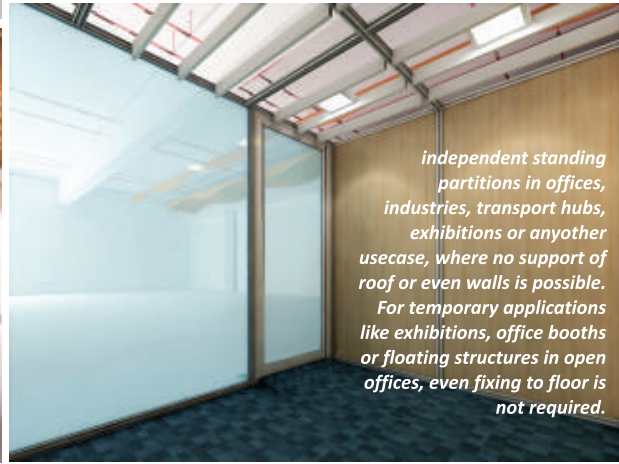

*Main frame made of 50 x 50 IQUBX aluminium green certified proprietary section of open frame rack system. This is fixed to walls and floor with expansion bolts, creating strong independent standing framing*











*independent standing partitions in offices, industries, transport hubs, exhibitions or anyother usecase, where no support of roof or even walls is possible. For temporary applications like exhibitions, office booths or floating structures in open offices, even fixing to floor is not required.*

**SIGNALING  
CABLE TERMINATION RACK  
CABLE DISTRIBUTION RACK  
CTR / CDR CABINETS**





<https://iqubx.com/open-frame-rack-cabinet-cable-termination-distribution/>




This modular aluminium open-rack system for use in signaling in railways and metros has been designed and made in India.

It is a better design than those imported and has become an import substitute. These are already being used by Delhi Metro Rail Corporation. They are readily available for delivery as per customer configuration.

They are completely flexible in configuration, have strong connectors, 100% aluminium and minimum number of components for better logistics. Needle wire manager is also readily available along with or separately.



WEBPAGE







## ALUMINIUM SKIRTING BOARD SK31, SK75, SK50

<https://iqubx.com/aluminium-skirting-board-chair-rail/>



WEBPAGE

### Technical Data

**SK31** – 100 x 5 mm

**SK75** – 75 x 5 mm

**Sk50** – 50 x 5 mm

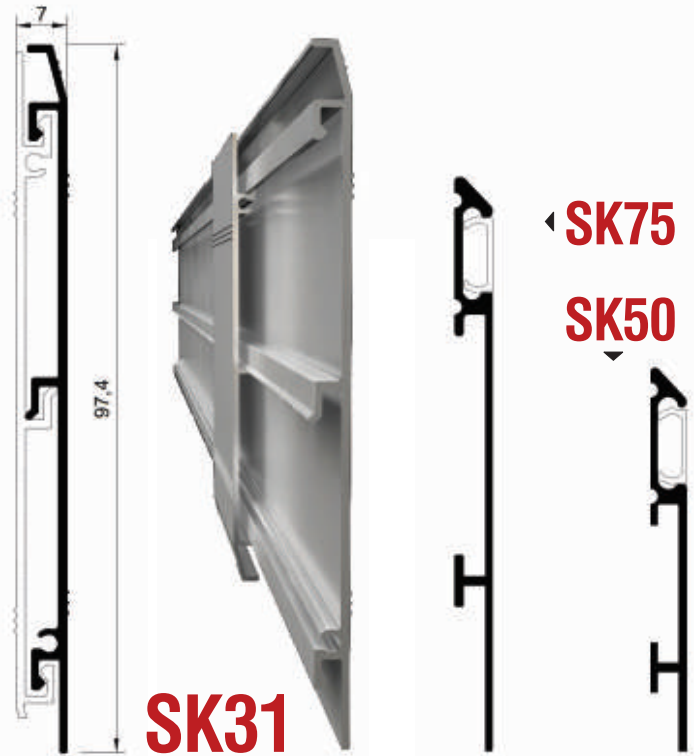
Raw mill finish, can be powder coated in any color or anodized

**GREENPRO certified** 6063 aluminium alloy, 100% recycled aluminium - 10% pre-consumer & 90% post-consumer

IQUBX SK031 Aluminium wall skirting board and chair rail is an innovative certified green building product (by IGBC, CII) for walls and partitions. Its unique design allows it to lock / snap-fit on its own profile when used inverted. It gives the unique advantage that the waste pieces can be used as mounting cleat by screwing them on wall and the skirting board can be mounted by single action.

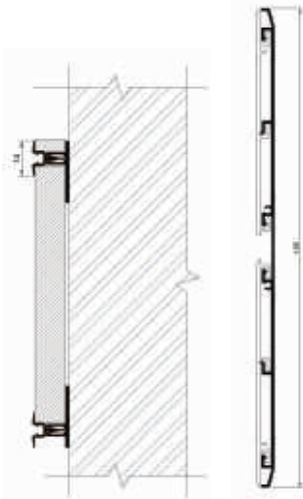
The aluminium profiles are first sized after taking measurements of the walls. The leftover waste pieces are cut to smaller sizes of width 1" to 2", to act as wall cleats. They are fixed to the wall with screws in an inverted or upside down manner. The main skirting board or chair rail profiles can then be simply snap-fitted on these cleats. This modern wall skirting design comes pre-finished in powder coating - wooden and RAL shades or anodized finishes. Plastic end caps for both ends, inner corner and outer corner are available to make the installation professional and quick affair.

IQUBX Sk50 and Sk75 are standard design skirting boards which are green certified too. They are fixed to the surface with screws from front slot which is then covered with gasket.





<https://iqubx.com/aluminium-skirting-board-chair-rail/>



**QUBX CRSK31** Chair Rail uses the same aluminium profile as SK31 for integrated interior aesthetics. SK31 is used double with second skirting board inverted and mounted below.

Since a chair rail is used for wall protection from chairs, it should be installed usually in between a dado height of 750 to 1200 mm. Several factors may dictate the final decision. For instance, what is the height of chair backs being used in the space, what is the total height of the ceiling.

Chairrail **CRWP02** uses our innovative snap-fit profile with a 12mm prelam or anyother board 100 to 400 high, fixed at a height of 750 mm from floor finish, on wall or partition. This system is flexible can incorporate any 12mm material including Gypsum board, prelam particle, veneered board, lacquered glass, fabric soft board etc. Top groove in snap fit channel is finished with an inlay of wood or gasket



**CRWP02** **CRSK31**

**Technical Data**

**CRSK31** - SK31 x 2 – 200 x 5 mm  
**CRWP02P** - top channel 14 X 13  
 base plate 24 x 9  
 For fixing any 12mm material  
**Powder coat / Anodized**

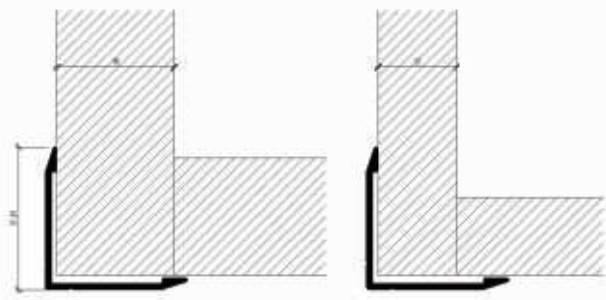
**GREENPRO** certified 6063 aluminium alloy, 100% recycled aluminium - 10% pre-consumer & 90% post-consumer



WEBPAGE



<https://iqubx.com/partiton-wall-corner-protection-guard/>




**Technical Data**

**22 x 22 mm**  
**2mm thick**  
**fixed with 2mm double side tape or adhesive**  
 Raw mill finish, can be powder coated in any color or anodized

**GREENPRO** certified 6063 aluminium alloy, 100% recycled aluminium - 10% pre- consumer & 90% post-consumer



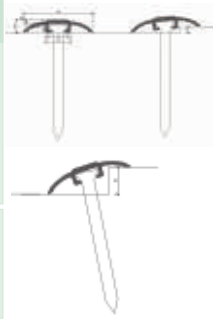
<https://iqubx.com/carpet-floor-transition-profile/>



**Technical Data**

**32 x 6 mm thick**  
**can take floor difference upto 10 mm**  
**fixed with screws 8x38, 8x50 ...**  
 Raw mill finish, can be powder coated in any color or anodized

**GREENPRO** certified 6063 aluminium alloy, 100% recycled aluminium - 10% pre- consumer & 90% post-consumer





Published Dec 2022



APPOINTING  
DISTRIBUTORS  
ALL OVER INDIA  
& OUTSIDE



IQUBX PVT LTD  
Plot No 22, khasra no 27/10,  
Industrial Area, Nangli Sakrawati,  
Near Campa Cola Factory,  
Najafgarh, New Delhi, 110043

[www.iqubx.com](http://www.iqubx.com)  
<https://www.facebook.com/iqubx/>  
<https://www.linkedin.com/company/iqubx/>  
<https://www.instagram.com/iqubx/>

### Modular Green Building Furniture & Interior Systems

Mktg +91 9999001967, 8506074444, 7065444402 | [info@iqubx.com](mailto:info@iqubx.com)  
*The only certified Green Products in their categories in India*

We design customized solutions

#### Modular Aluminum Interior products

Glass Partition Systems - Single, Double Glazed, DGU Glass  
Demountable Wall Partition & Paneling Systems  
Doors and Door Frames

Free standing office cabin partitions & booths  
Dry Cladding Readymade Room Partition Walls (Drywall - Stone & Tiles)  
Modular Baffle Ceiling Systems (PATENT applied)

#### Ceiling Trap Doors

Work Stations, Modular table Leg Systems, Modular Partitions, Popup Boxes  
Misc: Skirting Board, Chair Rail, carpet transition profile, corner guard

#### Modular Aluminum Electrical products

Floor Boxes, Floor Junction Boxes (PATENT applied), Raceways  
Floor Raceways Trunking Systems  
Cable Distribution & Termination - Open Frame Racks - 2 & 4 Poles, D Ring



certified by  
IGBC, CII

High performance & Functionality **Ultrafast installation** Minimum Human Labour  
**Highly customizable** Modifiable **Relocatable** Minimum components

distributor



view auth  
distributor  
list online



DESIGNERS & MANUFACTURERS  
OF LARGEST NUMBER OF  
GREEN CERTIFIED  
MODULAR FURNITURE &  
INTERIOR SYSTEMS IN INDIA

[www.iqubx.com](http://www.iqubx.com)



*All copyrights, trademarks, Intellectual property rights, patents reserved in name of IQUBX pvt ltd and its directors. Any copying of logo, images, designs, product designs without explicit written permission of the directors of IQUBX pvt ltd shall be a punishable offence. All the product designs are IPR protected*