














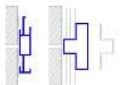









MRP LIST PRICE AND SPECS FOR IQUBX PRODUCTS 24may2018

Sr. No	Product Code	Product Specifications for tendering. Iqubx shall supply the material only. MRP prices are listed here	Image	remarks	Unit	supply MRP List Price (Rs.)	transportation, wastage, reseller / vendor profit	installation cost
1	JB022	Supply of heavy duty Aluminum Modular floor Junction box with openable top lid & open from all four sides. The junction box should be height adjustable to match exactly the floor finish. The lid should be able to carry the floor finish and have good load bearing capacity. This model has collar depth of 30mm and flange of 3-4 mm.		Rates without lid infill material (which shall be done on site from existing material). Rates below are of specific sizes, though any size can be supplied on order. Cost of side walls extra. This is patent				
		100X100X60mm			each	712		
		150X150X60mm			each	916		
		200X200X75mm			each	1157		
		275X275X75mm			each	1492		
2	JB022D	Supply of heavy duty Aluminum Modular floor Junction box with DOUBLE openable top lid for wire management & open from all four sides. The junction box should be height adjustable to match exactly the floor finish. The lid should be able to carry the floor finish and have good load bearing capacity. This model has collar depth of 30mm and flange of 3-4 mm.		Rates without lid infill material (which shall be done on site from existing material). Rates below are of specific sizes, though any size can be supplied on order. Cost of side walls and wire managers extra. This is patent design.				
		100X100X60mm			each	803		
		150X150X60mm			each	1054		
		200X200X75mm			each	1340		
		275X275X75mm			each	1745		
3	JB022H	Supply of heavy duty Aluminium Modular Floor Junction Box with Strong Sturdy Hinge along with a Rubber Wire manager Holder. The Junction box to be height adjustable to match the floor height and floor finish. The lid should be able to carry the floor finish and have good load bearing capacity. This model has collar depth of 30mm and flange of 3-4 mm. Rates without lid infill material.		Rates without lid infill material (which shall be done on site from existing material). Rates below are of specific sizes, though any size can be supplied on order. Cost of side walls extra. This is patent design.				
		100X100X60mm			each	880		
		150X150X60mm			each	1153		
		200X200X75mm			each	1462		
		275X275X75mm			each	1900		
4	JB022a JB022b JB022c	Supply of extruded aluminium channels for construction of Junction Box JB22, JB22H and Trapdoor TD-JB22 and TD-JB22H						
		JB022a			prn	383		
		JB022b			prn	383		
		JB022c			prn	383		
5	JB023	Supply of Lightweight Aluminium Modular floor Junction Box with openable Lid for wire management & Open from all four side. The Junction Box is to be height adjustable to match the floor height starting 40mm and above. The lid to be able to carry the floor tile or any other floor finish material upto 10mm thickness. This Model has Collar depth of 20mm and flange of 3-4 mm.		Rates without lid infill material (which shall be done on site from existing material). Rates below are of specific sizes, though any size can be supplied on order. Cost of side walls extra. This is patent design.				
		100X100X60mm			each	495		
		150X150X60mm			each	611		
		200X200X75mm			each	756		
		275X275X75mm			each	960		
6	JB023D	Supply of Lightweight Aluminium Modular floor Junction box with DOUBLE openable top lid for wire management & open from all four sides. The junction box to be height adjustable to match exactly the floor finish and floor height starting 40mm and above. The lid to be able to carry the floor tile or ant other floor finish material upto 10mm thickness. This Model has Collar depth of 20mm and flange of 3-4 mm. Rates without Lid Infill Material.		Rates without lid infill material (which shall be done on site from existing material). Rates below are of specific sizes, though any size can be supplied on order. Cost of side walls and wire managers extra. This is patent design.				
		100X100X60mm			each	542		
		150X150X60mm			each	683		
		200X200X75mm			each	852		
		275X275X75mm			each	1091		
7	JB023H	Supply of Lightweight Aluminium Modular Floor Junction Box with Strong Sturdy Hinge along with a Rubber Wire manager Holder. The junction box to be height adjustable to match exactly the floor finish and floor height starting 40mm and above. The lid to be able to carry the floor tile or ant other floor finish material upto 10mm thickness. This Model has Collar depth of 20mm and flange of 3-4 mm.		Rates without lid infill material (which shall be done on site from existing material). Rates below are of specific sizes, though any size can be supplied on order. Cost of side walls extra. This is patent design.				
		100X100X60mm			each	645		
		150X150X60mm			each	821		
		200X200X75mm			each	1026		
		275X275X75mm			each	1320		
8	JB031	Supply of Heavy Duty Aluminium Electrical floor Box Outlet with openable Hinged Lid and a Rubber Wire Manager. The lid to have a capacity to hold the existing floor finish (Floor Tile, Granite, Kota-stone, Carpet etc) to match exactly the floor finish of Room. The floor box can be fixed with 6 Module or any other specified number of modules of electrical switch/socket plate and I/O Plate as per the requirement of client. The height of the floor box to be adjustable to match the floor height starting from 82mm and above. This model has collar depth of 30mm and flange of 3-4 mm.		Rates without lid infill material (which shall be done on site from existing material). Rates below are of specific sizes, though any size can be supplied on order. Cost of switch sockets are extra. This is patent design.				
		260x260mm			each	3000		
		300x300mm			each	3300		
9	JB032	Supply of LightWeight Aluminium Electrical floor Box Outlet with openable Hinged Lid and a Rubber Wire Manager. The lid to be able to carry the floor tile or any other floor finish material upto 10mm thickness. The floor box can be fixed with 6 Module or any other specified number of modules of electrical switch/socket plate and I/O Plate as per the requirement of client. The height of the floor box to be adjustable to match the floor height starting from 70mm and above. This model has collar depth of 20mm and flange of 3-4 mm.		Rates without lid infill material (which shall be done on site from existing material). Rates below are of specific sizes, though any size can be supplied on order. Cost of switch sockets are extra. This is patent design.				
		260x260mm			each	2500		
		300x300mm			each	2800		
10	TD-JB022	Supply of Aluminium Access Ceiling Trapdoor. The Trapdoor to be able to carry gypsum board for seamless ceiling finish with minimum visible flange. Fixed to soffit of slab or ceiling frame with appropriate strong support. The lid to be connected with trap door frame with 4 Chain with each trap door and locked with 4 allen keys. The Ceiling Trapdoor may have one or more openable Lid/Door depending upon the size of trapdoor. This model has collar depth of 30mm and flange of 3-4 mm. Rates without lid infill material.		Rates without lid infill material (which shall be done on site from existing material). Rates below are of specific sizes, though any size can be supplied on order. This is patent design.				
		300X300mm			each	2000		
		600X600mm			each	3300		
		1200X1200mm			each	7500		
		1200X1800mm			each	10000		
11	TD-JB022H	Supply of Aluminium Access Ceiling Trapdoor with Strong Sturdy Hinge. The Trapdoor to be able to carry gypsum board for seamless ceiling finish with minimum visible flange. The lid to be connected with trap door frame with 1 or 2 Chain with each trap door and locked with 1 or 2 allen keys. The Ceiling Trapdoor may have one or more openable Lid/Door depending upon the size of trapdoor. This model has collar depth of 30mm. Rates without lid infill material.		Rates without lid infill material (which shall be done on site from existing material). Rates below are of specific sizes, though any size can be supplied on order. This is patent design.				
		300X300mm			each	1750		
		600X600mm			each	2850		
		1200X1200mm			each	6500		
		1200X1800mm			each	8500		

12	TD-JB023	Supply of Lightweight Aluminium Access Ceiling Trapdoor . The Trapdoor to be able to carry 10mm Painted MDF Board / Painted Partical Board / Painted marine Ply / Prelaminated Board / painted bison board or calcium silicate board as per the requirement to match the ceiling finish with minimum visible flange. Fixed to soffit of slab with appropriate strong support. The lid to be connected with trap door frame with 4 Chain with each trap door and locked with 4 allen keys. The Ceiling Trapdoor may have one or more openable Lid/Door depending upon the size of trapdoor. This model has collar depth of 20mm. Rates without lid infill material.		Rates without lid infill material (which shall be done on site from existing material). Rates below are of specific sizes, though any size can be supplied on order. This is patent design.	each	1500		
		300X300mm			each	2200		
		600X600mm			each	5000		
		1200X1200mm			each	5800		
		1200X1800mm						
13	TD-JB023H	Supply of Lightweight Aluminium Access Ceiling Trapdoor with hinge . The Trapdoor to be able to carry 10mm Painted MDF Board / Painted Partical Board / Painted marine Ply / Prelaminated Board / painted bison board or calcium silicate board as per the requirement to match the ceiling finish with minimum visible flange. Fixed to soffit of slab with appropriate strong support. The lid to be connected with trap door frame with 1 or 2 Chain with each trap door and locked with 1 or 2 allen keys. The Ceiling Trapdoor may have one or more openable Lid/Door depending upon the size of trapdoor. This model has collar depth of 20mm. Rates without lid infill material.		Rates without lid infill material (which shall be done on site from existing material). Rates below are of specific sizes, though any size can be supplied on order. This is patent design.	each	1350		
		150X150mm			each	1900		
		300X300mm			each	4500		
		600X600mm			each	5200		
		1200X1200mm						
		1200X1800mm						
14		Supply of extruded aluminium channels for construction of Junction Box JB23, JB23H and Trapdoor TD-JB23 and TD-JB23H						
		JB023a Inner Frame Profile			pr/m	201		
		JB023b Outer Frame Profile			pr/m	201		
		JB023b Leg Profile			pr/m	275		
15	RW011	Supply and Installation of Aluminium modular floor raceway / wireway , extruded ribbed aluminium body, 1.2mm to 1.8 mm body thickness, with ribbed aluminium snap fit cover, good load bearing capacity. The raceway may be laid inside the floor or on vertical surfaces.		supplied in raw finish	PRM	1416		
		Size 150mm X 45mm						
16	RW022	Supply and Installation of Aluminium modular floor raceway / wireway , extruded ribbed aluminium body, 1.1 mm to 1.3 mm body thickness, with ribbed aluminium snap fit cover, good load bearing capacity. The raceway may be laid inside the floor or on vertical surfaces. This model can be laid exposed on the floor surface as well for aesthetics and easy access.		supplied in raw finish	PRM	720		
		Size 80mm X 40mm						
17	SK031	Supply and installation of modular snapfit universal aluminium skirting , 98 mm high x 5.5 thick, 1.2 mm wall thickness, snap fit assembly. Finished in anodizing or powder coating, as required.		the skirting waste pieces can be used to prepare cleats for fixing the skirting. Cost of endcaps and corner joints extra	PRM	360		
				Skirting End Caps	Set	6		
				Corner Joints	Set	12		
18	SK031CR	Supply and installation of modular snapfit aluminium chair rail , 2 runs of 98 mm high x 5.5 thick, 1.2 mm wall thickness, snap fit assembly, with lower run fixed inverted to have chamfer facing downwards. Finished in anodizing or powder coating, as required.		the skirting waste pieces can be used to prepare cleats for fixing the skirting. Cost of endcaps and corner joints extra	PRM	720		
				Skirting End Caps	Set	6		
				Corner Joints	Set	12		
19	WP075	Supply and Installation of interlocking aluminium curved profile wall panelling , 75 mm wide X 12.6 mm thick, each running metre covering an area of 0.075 sqm, with multiple fixing methods. Finished in anodizing or powder coating, as required.		cost of underlying frame etc is extra	PRM	385		
20	WP01	Supply and installation of Modular Aluminium Post and Rail frame demountable panel system for paneling with grooves, total thickness 39mm approx. with 25 thk aluminium frame system 25 x 44 post and 53 x 12 rail, single layer and 12mm thk prelam partile board edgebanded panel cut to size. Cost of skirting to be extra. Supplied in raw finish.		(cost of edgebanded panel not included here) (MRP cost is calculated on basis of channel costs for 2' x 4' grid approx and 4 hooks of 50mm in panel each)	SQM	MRP 1875		
21		Supply of extruded aluminium channels for construction of Panel and partition system WP01 raw finish			PRM	380		
		WP01a, rail			PRM	380		
		WP01b, post			PRM	80		
		WP01c, hook						
22	WP01P	Supply and installation of Modular Aluminium Post and Rail frame demountable partition system for paneling with grooves, total thickness 77mm approx. with 25 thk aluminium frame system 25 x 44 post and 53 x 12 rail, double layer and 12mm thk prelam partile board edgebanded panel cut to size. Frame to have glass wool pads.		(cost of edgebanded panel and glass wool not included here) (MRP cost is calculated on basis of channel costs for 2' x 4' grid approx and 4 hooks of 50mm in panel each)	SQM	MRP 3750		
23	WP02	Supply and installation of a versatile universal aluminium snap fit paneling system approx 12-13mm thk, which can accommodate any 8mm to 10mm thick material panel like pre-laminated particle board or MDF board, ply wood, gypsum board, glass or any other material. The snapfit system channels to be fixed on existing surface or frame. each panel can be removed and refixed easily without disturbing rest of paneling.		cost of panel and underlying frame not included. Comes in anodized finish. Rate of male female snapfit channel system in rm. Approx cost of paneling per sqm is also given for 2' wide panels approx cost of channel system WP02.	PRM	205		
					SQM	MRP 335		
				Additional frame cost and gypsum board cost approx 600 rupees per sqm				
24	WP02P	Supply and installation of a partition using versatile universal aluminium snap fit paneling system approx 12-13mm thk, which can accommodate any 8mm to 10mm thick material panel like pre-laminated particle board or MDF board, ply wood, gypsum board, glass or any other material. The snapfit system channels to be fixed on existing surface or frame. each panel can be removed and refixed easily without disturbing rest of paneling. Ideally on a 50mm thick Aluminium / wooden frame, 76mm partition is achieved.		cost of panel and underlying frame not included. Comes in anodized finish. Rate of male female snapfit channel system in rm. Approx cost of paneling per sqm is also given for complete partition	PRM	410		
					SQM	MRP 670		
				Additional frame cost and gypsum board cost approx 900 rupees per sqm				
25	GP2510	Supply and installation of Aluminium glazed partition system , with approx 41.5 x 25 thick snap fit frame system, and 10mm float toughened / non toughened glass.		(Cost of glass not included here) (MRP cost based on a typical glass panel size of 8' x 8')	SQM	MRP 960		

		Supply of extruded aluminium channels for construction of Aluminium glazed partition system GP2510 anodized finish / powder coated GP2510a			PRM	584		
26	GP1510	Supply and installation of Aluminium glazed partition system , with approx 53.5 x 15 thick sleek snap fit frame system, and 10mm float toughened / non toughened glass. 	here) (MRP cost based on a typical glass panel size of 8' x 8')		SQM	MRP 1600		
		Supply of extruded aluminium channels for construction of Aluminium glazed partition system GP1510 anodized finish / powder coated MPa (7.5 x 54) 2 nos. + MPb glass snapfit channel 2 nos. + gaskets			PRM	975		
27	DF01	Supply and installation of ALUMINIUM DOOR FRAMES FOR GLASS PARTITIONS , 100 x 50 section for use with partitions (can be used with GP2510, GP1510 and WP01P), to have a rebate with rubber gaskets for hinged doors / without rebate for pivoted doors. 						
28	BFC-1	Supply and Installation of Aluminium Baffle Ceiling System with linear profile of Size 25X120mm , in Anodized or Powder Coated Finish along with the Hanging Frame and accessories, fixed to roof/Concrete Ceiling. The baffle ceiling system can be hung in two orientations, on Vertically straight at 90 degree and 45 degree angles. The Baffle Ceiling system to have capacity to hold Lacquered Glass, Laminated Ply, Pre-laminated Board, Edge-lit Acrylic, Cork, Printed Vinyl, or Polished Veneer as per the client's requirement. 	The infill material and LED Light for integration extra cost. Rates without infill material. Cost of hanging frame system not included		PRM	820		
		tentative cost for baffles with spacing @150mm c/c	price		SQM	MRP 5450		
		tentative cost for baffles with spacing @150mm c/c including frame	price		SQM	MRP 6250		
		tentative cost for baffles with spacing @150mm c/c including frame and infill material (Prelam)	indicative cost and not list price		SQM	MRP 7250		
29	BFC-2	Supply and Installation of Rectangular Aluminium Baffle Ceiling System of Size 42X120mm , in Anodized or Powder Coated Finish along with the GI Hanging Frame and accessories, fixed to roof/Concrete Ceiling. The baffle ceiling system can be hung in two orientations, on Vertically straight at 90 degree and 45 degree angles. The Baffle Ceiling system to have capacity to hold Lacquered Glass, Laminated Ply, Pre-laminated Board, Edge-lit Acrylic, Cork, Printed Vinyl, or Polished Veneer as per the client's requirement. 	The infill material and LED Light for integration extra cost. Rates without infill material. Cost of hanging frame system not included		PRM	1000		
		tentative cost for baffles with spacing @175mm c/c	price		SQM	MRP 6000		
		tentative cost for baffles with spacing @175mm c/c including frame	price		SQM	MRP 6800		
		tentative cost for baffles with spacing @175mm c/c including frame and infill material (Prelam)	indicative cost and not list price		SQM	MRP 7750		
30	BFC-12	Supply and Installation of Modular Aluminium Baffle Ceiling System .The IQUBX BFC-12 is a combination of BFC-1 and BFC-2, that can be assembled and fixed in multiple combinations and orientations. The Baffle ceiling system to have Anodized or Powder Coated Finish along with the GI Hanging Frame and accessories, fixed to roof/Concrete Ceiling. The Baffle Ceiling system to have capacity to hold Lacquered Glass, Laminated Ply, Pre-laminated Board, Edge-lit Acrylic, Cork, Printed Vinyl, or Polished Veneer as per the client's requirement. 	The infill material and LED Light for integration extra cost. Rates without infill material. Cost of hanging frame system not included		PRM	1820		
		tentative cost for baffles with spacing @250mm c/c	price		SQM	MRP 7300		
		tentative cost for baffles with spacing @250mm c/c including frame	price		SQM	MRP 8000		
		tentative cost for baffles with spacing @250mm c/c including frame and infill material (Prelam)	indicative cost and not list price		SQM	MRP 9000		
TERMS & CONDITIONS								
1) Above rates are Ex- Godown at Delhi.								
2) Cost of packing with bubble is included in cost , however it can be packed as per client requirement for which the packing charges shall be extra.								
3) Loading charges at Ex-Godown are included in cost.								
4) Cost of Unloading charges at Site shall be borne by client								
5) Cost of transportation & insurance from Ex- Godown till site shall be borne by Client								
6) Since these are supply items therefore NO WCT / TDS should be deducted								
7) All applicable taxes are extra								
8) Warranty Period: 12 months from date of supply								
9) All above products would be supplied in Aluminium Raw finish. Except as mentioned in the specs. Cost of Anodizing & powder coating shall be extra depending upon the micron required								
10) IQUBX can supply the material only. The specifications are indicative of use in BOQs and tenders and the installation part is separate to be done at client end. Iqubx will support in executions on case to case basis. In case, installation is required at our end, we can get it done through our associates.								
11) All prices are quoted for material only and specs are indicative for easy inclusion in tenders. All taxes, cartage, handling, wastage, installation shall be extra on the prices indicated above. The prices are MRP and discounts may apply based on quantities.								
12) Above prices and specs may change, please confirm the latest price and specs list from website www.iqubx.com								