

**MRP LIST PRICE AND SPECS FOR IQUBX PRODUCTS 1 may 2019**

The products are designed with minimum number of components for minimum logistics, ease of customization and product evolution.

Products are modular by design to achieve high level of customization for end user. Most of the products can be modified locally









Many components can be used in different products to achieve economy of logistics, ease of maintenance and repair. This also contributes to low carbon footprint, almost nil wastage, with high possibility of recyclability and reusability

The products are made from 100% recycled aluminium and follow green design principles. They are the only products in their respective categories which have been certified "GREENPRO by IGBC, CII. Therefore, they are uniquely positioned to rise in the fast growing green building movement.

Sr.No	Product Code	Product Specifications for tendering. Iqubx shall supply the material only.	remarks	Unit	Supply MRP List Price (Rs.)	transportation ex-delhi	installation cost
-------	--------------	---	---------	------	-----------------------------	-------------------------	-------------------

**Floor Junction Boxes**


The only Floor Junction Boxes which have been certified "GREENPRO by IGBC, CII. IQUBX Modular Floor Junction Box can be fabricated on site or modified to any size and have high load bearing capacity. Best advantage is that the lid can take any floor finish, thus giving a seamless floor. They are highly adjustable and can be perfectly aligned with the floor finish. IQUBX Junction Box is made of non corrosive aluminium which doesn't rust inside the floor thus protecting the cable. The lid cover does not come loose thus no entry of dust, mites, rodents and hence no tripping and accidents

1	Floor junction box - JB022	Supply of heavy duty Greenpro certified, Aluminum Modular floor Junction box IQUBX JB022 with openable top lid. The junction box should be height adjustable to match exactly the floor finish. The lid should be able to carry the floor finish upto 20mm including stone, tile, carpet, wood etc and have good load bearing capacity. The floor junction box to have flange of 3-4 mm to edge finish the floor finish and lid material. The lid total collar depth approx 30mm. powder coat finish		Rates without lid infill material (which shall be done on site from existing material). Rates below are of specific sizes, though any size can be supplied on order. Cost of side walls extra. This is patent design.	each	840	
		100X100X60mm			each	1085	
		150X150X60mm		anodize finish cost 10% extra	each	1344	
		200X200X75mm			each	1911	
		300X300X75mm			each	2870	
		450X450X75mm			each	3955	
2	Floor junction box - JB022L lid only	Supply of heavy duty Greenpro certified, Aluminum Modular floor Junction box IQUBX JB022L with openable top lid only without legs, base or side walls. The lid should be able to carry the floor finish upto 20mm including stone, tile, carpet, wood etc and have good load bearing capacity. The floor junction box to have flange of 3-4 mm to edge finish the floor finish and lid material. The lid total collar depth approx 30mm. powder coat finish		Rates without lid infill material (which shall be done on site from existing material). Rates below are of specific sizes, though any size can be supplied on order. Cost of side walls extra. This is patent design.	each	567	
		100X100X60mm			each	728	
		150X150X60mm		anodize finish cost 10% extra	each	882	
		200X200X75mm			each	1204	
		300X300X75mm			each	1680	
		450X450X75mm			each	2149	
3	Floor junction box -JB022D	Supply of heavy duty Greenpro certified, Aluminum Modular floor Junction box with double openable top lid and wire managers IQUBX JB022D. The junction box should be height adjustable to match exactly the floor finish. The lid should be able to carry the floor finish upto 20mm including stone, tile, carpet, wood etc and have good load bearing capacity. The floor junction box to have flange of 3-4 mm to edge finish the floor finish and lid material. The lid total collar depth approx 30mm. powder coat finish		Rates without lid infill material (which shall be done on site from existing material). Rates below are of specific sizes, though any size can be supplied on order. Cost of side walls and wire managers extra. This is patent design.	each	910	
		100X100X60mm			each	1204	
		150X150X60mm		anodize finish cost 10% extra	each	1505	
		200X200X75mm			each	2149	
		300X300X75mm			each	3220	
		450X450X75mm			each	4424	
4	Floor junction box -JB022H	Supply of heavy duty Greenpro certified, Aluminum Modular floor Junction box with openable top lid, strong sturdy hinge and rubber wire manager IQUBX JB022H. The junction box should be height adjustable to match exactly the floor finish. The lid should be able to carry the floor finish upto 20mm including stone, tile, carpet, wood etc and have good load bearing capacity. The floor junction box to have flange of 3-4 mm to edge finish the floor finish and lid material. The lid total collar depth approx 30mm. powder coat finish		Rates without lid infill material (which shall be done on site from existing material). Rates below are of specific sizes, though any size can be supplied on order. Cost of side walls extra. This is patent design.	each	1078	
		100X100X60mm			each	1421	
		150X150X60mm		anodize finish cost 10% extra	each	1785	
		200X200X75mm			each	2548	
		300X300X75mm			each	3801	
		450X450X75mm			each	5180	
5	Supply of extruded aluminium channels for construction of Junction Box JB22, JB22D, JB22H powder coat finish			anodize finish cost 15% extra			
		JB022a	2.4 mm length	prn	325		
		JB022b	2.4 mm length	prn	325		
		JB022c	2.4 mm length	prn	325		
6	Floor junction box -JB023	Supply of Greenpro certified Lightweight Aluminium Modular floor Junction Box IQUBX JB023 with openable top Lid. The Junction Box is to be height adjustable to match the floor height. The lid to be able to carry the floor tile or any other floor finish material upto 10mm thickness. The floor junction box to have flange of 3-4 mm to edge finish the floor finish and lid material. This Model has Collar depth of 20mm and suitable for total height 40mm and above, suitable for sizes upto 450 x 450. powder coat finish		Rates without lid infill material (which shall be done on site from existing material). Rates below are of specific sizes, though any size can be supplied on order. Cost of side walls extra. This is patent design.	each	693	
		100X100X60mm			each	875	
		150X150X60mm		anodize finish cost 10% extra	each	1071	
		200X200X75mm			each	1512	
		300X300X75mm					
7	Floor junction box -JB023L lid only	Supply of Greenpro certified Lightweight Aluminium Modular floor Junction Box IQUBX JB023L with openable top Lid only without legs, base or sides. The lid to be able to carry the floor tile or any other floor finish material upto 10mm thickness. The floor junction box to have flange of 3-4 mm to edge finish the floor finish and lid material. This Model has Collar depth of 20mm and suitable for total height 40mm and above, suitable for sizes upto 450 x 450. powder coat finish		Rates without lid infill material (which shall be done on site from existing material). Rates below are of specific sizes, though any size can be supplied on order. Cost of side walls extra. This is patent design.	each	441	
		100X100X60mm			each	532	
		150X150X60mm		anodize finish cost 10% extra	each	630	
		200X200X75mm			each	819	
		300X300X75mm					
8	Floor junction box -JB023D	Supply of Greenpro certified Lightweight Aluminium Modular floor Junction Box with double openable top lid and wire manager IQUBX JB023D. The Junction Box is to be height adjustable to match the floor height. The lid to be able to carry the floor tile or any other floor finish material upto 10mm thickness. The floor junction box to have flange of 3-4 mm to edge finish the floor finish and lid material. This Model has Collar depth of 20mm and suitable for total height 40mm and above, suitable for sizes upto 450 x 450. powder coat finish		Rates without lid infill material (which shall be done on site from existing material). Rates below are of specific sizes, though any size can be supplied on order. Cost of side walls and wire managers extra. This is patent design.	each	735	
		100X100X60mm			each	945	
		150X150X60mm		anodize finish cost 10% extra	each	1169	
		200X200X75mm			each	1652	
		300X300X75mm					
9	Floor junction box -JB023H	Supply of Greenpro certified Lightweight Aluminium Modular floor Junction Box with Strong Sturdy Hinge along with a Rubber Wire manager Holder IQUBX JB023H. The Junction Box is to be height adjustable to match the floor height. The lid to be able to carry the floor tile or any other floor finish material upto 10mm thickness. The floor junction box to have flange of 3-4 mm to edge finish the floor finish and lid material. This Model has Collar depth of 20mm and suitable for total height 40mm and above, suitable for sizes upto 450 x 450. powder coat finish		Rates without lid infill material (which shall be done on site from existing material). Rates below are of specific sizes, though any size can be supplied on order. Cost of side walls extra. This is patent design.	each	847	
		100X100X60mm			each	1092	
		150X150X60mm		anodize finish cost 10% extra	each		

	<a href="https://iqub.com/under-floor-junction-box/">https://iqub.com/under-floor-junction-box/</a>	200X200X75mm			each	1351		
		300X300X75mm			each	1911		
10	<a href="https://iqub.com/under-floor-junction-box/">https://iqub.com/under-floor-junction-box/</a>	Supply of extruded aluminium channels for construction of Junction Box JB23, JB23D, JB23H powder coat finish						
						anodize finish cost 15% extra		
						2.4m length	prm	280
						2.4m length	prm	280
						2.4m length	prm	378



### Electrical Floor Boxes

The only Floor Boxes which have been certified "GREENPRO by IGBC, CII. They have the unique Modular flexibility: Not only any number and any type of sockets / ports can be accommodated, they can be modified / changed later. This makes it highly modular and flexible and for multipurpose use in floor as well as as fliptop box in conference table or work stations as well. It is a unique concept where the floor box is created out of modular bays, which can be of any length as per requirement. It has a very low depth of 55mm.

11	<a href="https://iqub.com/under-floor-junction-box-outlet/">https://iqub.com/under-floor-junction-box-outlet/</a>	Supply of Greenpro certified Heavy Duty Aluminium Electrical floor Box Outlet with openable continuous Hinged Lid and a Rubber Wire Manager IQUBX FB01. The floor box can be fixed with any specified number of modules of electrical switch/socket plate and I/O Plate as per the requirement. The height of the floor box to be 55mm. The floor box can come in standard size of 260 x 260 x 55, or any size in widths of 165, 258, 351 (1, 2, 3 bays or more) and any length upto 2400. The recommended switch sockets to be MK wrap around series to ensure fixing for depth of 55mm. Comes in anodized finish, including the lid. anodize finish				Rates below are of specific sizes, though any size can be supplied on order. Cost of switch sockets are extra.		
		258x258mm, 2 bay, 8 modules each bay			each			3640
		first bay, 165mm, 150 wide			each			1400
		first bay additional cost per 25mm			each			182
		more than 1 bays, minimum 150 wide			each			630
		additional bays, additional cost per 25mm			each			140
		low voltage module / 15A module extra, per 25mm			each			140

### Ceiling Trap Doors

The only products which have been certified "GREENPRO by IGBC, CII. Various models available as per client requirement. Can be fabricated very fast in any size as per requirement. Iqub ceiling trap doors are the only one in the country which can be supplied in very big sizes upto 8'x4'. A unique stiffening element doesn't allow large doors to warp/sag. Thus IQUBX trap doors are very strong and durable. Unique Hinge systems do not allow shutters to fall accidentally and are very safe. IQUBX ceiling trap doors are the only one which can be fitted in POP ceiling.

12	<a href="https://iqub.com/access-ceiling-trap-door/">https://iqub.com/access-ceiling-trap-door/</a>	Supply of Greenpro certified Lightweight Aluminium Access Ceiling Trapdoor with continuous aluminium hinge IQUBX CTD-023H. The Trapdoor to be able to carry 10mm Painted MDF Board / Painted Partical Board / Painted marine Ply / Prelaminated Board / painted bison board or calcium silicate board as per the requirement to match the ceiling finish with minimum visible flange. Fixed to soffit of slab and / or ceiling frame with appropriate strong support. The lid to be connected with trap door frame with 1 or 2 Chain with each trap door and locked with 1 or 2 allen keys. The Ceiling Trapdoor may have one or more openable Lid/Door depending upon the size of trapdoor. This model has collar depth of 20mm and flange of 3mm on both sides. Rates without lid infill material.				Rates without lid infill material (which shall be done on site from existing material). Rates below are of specific sizes, though any size can be supplied on order. This is patent design.		
		300X300mm			each			1680
		600X600mm			each			3360
		1200X1200mm			each			7350
		1200X1800mm			each			9520
13	<a href="https://iqub.com/access-ceiling-trap-door/">https://iqub.com/access-ceiling-trap-door/</a>	Supply of Greenpro certified Lightweight Aluminium Access Ceiling Trapdoor IQUBX CTD024. The Trapdoor to be able to carry 12mm Painted MDF Board / Painted marine Ply / Prelaminated Board / painted bison board or calcium silicate board / Gypsum board / MPC board / calcium silicate board / ACP sheet as per requirement to match the ceiling finish with no visible flange, and just a groove of 2-3 mm visible all around. Fixed to soffit of slab and / or ceiling frame with appropriate strong support. The lid to be connected with trap door frame with 1 or 2 Chain with each trap door and locked with 1 or 2 allen keys. The Ceiling Trapdoor may have one or more openable Lid/Door depending upon the size of trapdoor. Rates without lid infill material. raw mill / powder coat finish				Rates below are of specific sizes, though any size can be supplied on order. The rate of next higher size is applicable in case of odd sizes		
		300X300mm	single shutter (stiffner 2')	single chain, single allen lock	each			1085
		450X450mm	single shutter (stiffner 2')	single chain, single allen lock	each			1400
		600X600mm	single shutter (stiffner 3')	single chain, 2 allen lock	each			2100
		900X900mm	single shutter (stiffner 9')	2 chain, 2 allen lock	each			3290
		1200X1200mm	double shutter (stiffner 20')	4 chain, 4 allen lock	each			5600
		1200X1800mm	double shutter (stiffner 24')	4 chain, 4 allen lock	each			7560
		1200X2400mm	double shutter (stiffner 30')	4 chain, 4 allen lock	each			8750
		price of gypsum board infill material		calculation of psqft by rounding off each length and width to the nearest higher whole number in feet	psqft			35
		price of calcium silicate board infill material			psqft			72.8
		price of MPC / MPC board infill material			psqft			100.8
		price of prelam particle board infill material			psqft			67.2


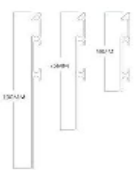

### Floor Raceways









The only products which have been certified "GREENPRO by IGBC, CII. These are professionally designed systems to suit contemporary interiors and can be used Under floor, On floor and On walls. No Screws - Snapfit assembly of cover is fast, lighter unit weight is easier to handle, saving on labour. Extruded profiles fins can take heavy load and does not allow lid to snag. The extruded profile has grooves on all sides, allowing a strong grip to sub base material and avoiding cracks in the floor. Can be laid exposed on the floor and commercial interiors with excellent finish and load bearing capacities. This is an ideal solution for carrying cables across an existing interior too without extensive renovation by laying on floor.








14	<a href="https://iqub.com/floor-cable-raceway/">https://iqub.com/floor-cable-raceway/</a>	Supply of Aluminium modular floor raceway IQUBX RW011/ wireway, extruded ribbed aluminium body, 1.2mm to 1.8 mm body thickness, with ribbed aluminium snap fit cover, good load bearing capacity. The raceway may be laid inside the floor, exposed on the floor or on vertical surfaces.				supplied in raw mill finish		
		Size 150mm X 45mm			PRM			1000
		anodizing of lid extra			PRM			105


### Skirtings and Chair rail

The only products which have been certified "GREENPRO by IGBC, CII. IQUBX aluminium wall skirting is pre-finished and quick install product. This comes pre-finished in standard powder coating or anodized finishes. It can also be finished in customized powder coating finishes like wood textures and other plain colours as well. IQUBX SK031 is distinct from other available aluminium Wall skirting designs and chair rails as it doesn't require screws or adhesive to be fixed. Its unique design allows it to lock / snap-fit on its own profile when used inverted. It gives the unique advantage that the waste pieces can be used as mounting cleat by screwing them on wall and the skirting board can be mounted by single action. Can be used at dado height as chair rail or dado rail, single or double runs, matching the skirting board design and finish.

15	<a href="https://iqub.com/aluminium-skirting-board-chair-rail/">https://iqub.com/aluminium-skirting-board-chair-rail/</a>	Supply of modular snapfit universal aluminium skirting IQUBX SK031. 98 mm high x 5.5 thick, 1.2 mm wall thickness, snap fit assembly. Finished in anodizing or powder coating, as required.				the skirting waste pieces can be used to prepare cleats for fixing the skirting. Cost of endcaps and corner joints extra		
					PRM			281.25
					each			7
						Corner Joints	Set	14
16	<a href="https://iqub.com/aluminium-skirting-board-chair-rail/">https://iqub.com/aluminium-skirting-board-chair-rail/</a>	Supply of aluminium skirting IQUBX SK50, 50 mm high with gasket. Finished in anodizing						
					PRM			206.25
17	<a href="https://iqub.com/aluminium-skirting-board-chair-rail/">https://iqub.com/aluminium-skirting-board-chair-rail/</a>	Supply of aluminium skirting IQUBX SK75, 50 mm high with gasket. Finished in anodizing						
					PRM			250




18	<b>chair rail - SK031CR</b>	Supply of modular snapfit aluminium chair rail IQUBX SK031CR, 2 runs of 98 mm high x 5.5 thick, 1.2 mm wall thickness, snap fit assembly, with lower run fixed inverted to have chamfer facing downwards. Finished in anodizing or powder coating, as required.		the skirting waste pieces can be used to prepare cleats for fixing the skirting. Cost of endcaps and corner joints extra				
	<a href="https://iqubx.com/aluminium-skirting-board/">https://iqubx.com/aluminium-skirting-board/</a>			Skirting End Caps	PRM	537.5		
				Corner Joints	each	14		
					Set	28		
<b>Paneling systems</b>								
The only products which have been certified "GREENPRO by IGBC, CII. WP 075 is a versatile design cladding which can be used for wall cladding, indoors or outdoors or straight and curved walls, columns and even furniture like table legs. WP02 is a very elegant simple snap fit paneling system in which any panel of 12 thickness including gypsum board, glass, soft board, prelaminated board etc can be quickly clad on existing wall or partition or frame with a base channel and a snap-fit top channel.								
19	<b>wall paneling WP075</b>	Supply of interlocking aluminium curved profile wall paneling IQUBX WP075, 75 mm wide X 12.6 mm thick, each running metre covering an area of 0.075 sqm, with multiple fixing methods. Finished in anodizing or powder coating, as required.		cost of underlying frame etc is extra, powder coated	PRM	237.5		
	<a href="https://iqubx.com/wall-paneling/">https://iqubx.com/wall-paneling/</a>	extra for anodizing			PRM	35		
20	<b>wall paneling WP02</b>	Supply of a versatile universal aluminium snap fit paneling system IQUBX WP02 approx 12-13mm thk, which can accommodate any 10mm to 12mm thick material panel like pre-laminated particle board or MDF board, ply wood, gypsum board, glass or any other material. The snapfit system channels to be fixed on existing surface or frame. Each panel can be removed and refixed easily without disturbing rest of paneling.		cost of panel and underlying frame / surface not included. Comes in anodized finish. Rate of male female snapfit channel system in mm. Approx cost of paneling per sqm is also given for 2' wide panels, 8' high approx cost of channel system WP02 only, without labour	PRM	210		
	<a href="https://iqubx.com/wall-paneling/">https://iqubx.com/wall-paneling/</a>			Additional gypsum board cost approx 300 rupees per sqm, soft board panel approx 850 rs psqm	SQM	300		the psqm prices are not selling prices but indicative prices
<b>Demountable solid paneling &amp; partition walls</b>								
The only products which have been certified "GREENPRO by IGBC, CII. WP01(P) is unique modular design with easily removable/ changeable panels for easy maintenance and interior design modification. Groove from 0-12 mm possible. Various panel finishes including acoustic board/ cork board/ prelaminated board/ lacquered glass or boards with various finishes can be used. Unique post and rail design does not require cleats or brackets for assembly. Therefore on site installation time is reduced drastically. Unique design creates a continuous vertical cavity which allows electrical conduits and plumbing pipes to be laid/ changed without any cutting of the frame and at any point of time during project execution or even post construction. Continuous cavity allows laying of continuous acoustic insulation for superior acoustics. The same systems can be used for paneling or can be doubled to create a partition for uniform aesthetics.								
21	<b>demountable wall paneling WP01</b>	Supply of Modular Aluminium Post and Rail frame demountable panel system IQUBX WP01 for paneling with grooves, total thickness 39mm approx. with 25 thk aluminium frame system 25 x 44 post and 53 x 12 rail, single layer and 12mm thk prelam particle board edgebanded panel cut to size. Cost of skirting to be extra. Supplied in raw finish.		(cost of edgebanded panel not included here) (MRP cost is calculated on basis of channel costs for 2' x 4' grid approx and 4 hooks of 50mm in panel each, including labour)				the psqm prices are not selling prices but indicative prices
	<a href="https://iqubx.com/modular-aluminium-demountable-partition-wall-system/">https://iqubx.com/modular-aluminium-demountable-partition-wall-system/</a>	powder coating cost 10% extra			SQM	1400		
22		Supply of extruded aluminium channels for construction of Panel and partition system WP01 and WP01P raw finish		approx mrp cost including edge banded panels for 4' x 2' grid	SQM	1950		
	<a href="https://iqubx.com/modular-aluminium-demountable-partition-wall-system/">https://iqubx.com/modular-aluminium-demountable-partition-wall-system/</a>	WP01a, rail - 53 x 12		powder coated / raw mill	PRM	406		
		WP01b, post - 25 x 44		powder coated / raw mill	PRM	406		
		WP01c, hook		raw mill finish	PRM	105		
23	<b>demountable wall partition WP01P</b>	Supply of Modular Aluminium Post and Rail frame demountable partition system IQUBX WP01P for paneling with grooves, total thickness 77mm approx. with 25 thk aluminium frame system 25 x 44 post and 53 x 12 rail, double layer and 12mm thk prelam particle board edgebanded panel cut to size. Frame to have glass wool pads.		(cost of edgebanded panel and glass wool not included here) (MRP cost is calculated on basis of channel costs for 2' x 4' grid approx and 4 hooks of 50mm in panel each, including labour)				the psqm prices are not selling prices but indicative prices
	<a href="https://iqubx.com/modular-aluminium-demountable-partition-wall-system/">https://iqubx.com/modular-aluminium-demountable-partition-wall-system/</a>	powder coating cost 10% extra		approx mrp cost including edge banded panels and glass wool for 4' x 2' grid	SQM	2650		
					SQM	4000		
<b>Dry cladding readymade Room Partition Walls</b>								
The only products which have been certified "GREENPRO by IGBC, CII. WP01(P) is unique modular design with easily removable/ changeable panels for easy maintenance and interior design modification. Groove from 0-12 mm possible. Various panel finishes including acoustic board/ cork board/ prelaminated board/ lacquered glass or boards with various finishes can be used. Unique post and rail design does not require cleats or brackets for assembly. Therefore on site installation time is reduced drastically. Unique design creates a continuous vertical cavity which allows electrical conduits and plumbing pipes to be laid/ changed without any cutting of the frame and at any point of time during project execution or even post construction. Continuous cavity allows laying of continuous acoustic insulation for superior acoustics. The same systems can be used for paneling or can be doubled to create a partition for uniform aesthetics.								
21	<b>demountable wall paneling WP01</b>	Providing IQUBX DWP01 modular fast installing dry wall cladding system for fitting stone and tile panels of 18mm - 19mm thickness on to the existing wall surfaces. The dry wall cladding system to be made of horizontal extruded aluminium engineered sections of high bending strength 25 x 38 with provision for allen bolt fixing; base channel section for holding panels in floor with rounded skirting integrated 47 x 20; top fixing channel for individual panels to be fixed to frame work members 68 x 31; top finishing channel 39 x 40. The system may include vertical strong post members extruded aluminium sections, which can be used, if required, 50 x 50 with provision of allen bolt fixing. The system may have panels stacked vertically with joints in between of 13mm anodized section visible in the groove or outside, as desired. The entire system, except the base frame, to be anodize / powder coat finish as per requirement. The panel surface shall be not more than 65 mm from the wall surface. The system allows for easy dismantling and re-fixing of individual panels as well as to allow services maintenance behind the cladding, if required.						the psqm prices are not selling prices but indicative prices
	<a href="https://iqubx.com/dry-wall-cladding-room-partition/">https://iqubx.com/dry-wall-cladding-room-partition/</a>	DWP01a, base channel - 47 x 20		2.4m length	prM	242		
		DWP01b, top lock channel - 68 x 31		2.4m length	prM	657		
		DWP01bb, top lock channel - 39 x 35		2.4m length	prM	450		
		DWP01c, top finishing channel - 39 x 40		2.4m length	prM	208		
		OFRa, vertical posts - 50x 50		2.4m length	prM	875		
		OFRb, horizontal rails - 25x 38.8		2.4m length	prM	450		
				approx cost of framework 1 m x 2.4m grid, with installation, without cost of stone and stone labour	SQM	2400		
<b>Glass partitions</b>								
The only products which have been certified "GREENPRO by IGBC, CII. GP2512 for single 12 mm glass can also be doubled to be used as GP2512D for double glass partition. GP1510 uses the same section as our workstation modular partition system WS54 Jetline (54mm wide), and thus can be used for uniform aesthetics in interiors.								
24	<b>glass partition - GP2510</b>	Supply of Aluminium glazed partition system IQUBX GP2510, with approx 41.5 x 25 thick snap fit frame system, and 8 - 10 mm float toughened / non toughened glass.		(Cost of glass not included here) (MRP cost based on a typical glass panel size of 8' x 8', cost will vary as per sizes, including labour)				the psqm prices are not selling prices but indicative prices
	<a href="https://iqubx.com/">https://iqubx.com/</a>			including the cost of glass, approx cost	SQM	900		
					SQM	3000		

	<a href="#">/glass-partition/</a>	Supply of extruded aluminium channels for construction of Aluminium glazed partition system GP2510 powder coated, including gaskets							
		GP2510a				PRM	581		
		anodized finish, extra				PRM	84		
25	glass partition - GP2512	Supply of Aluminium glazed partition system IQUBX GP2512, with approx 50 x 25 thick snap fit frame system, and 12mm float toughened / non toughened glass.		(Cost of glass not included here) (MRP cost based on a typical glass panel size of 8' x 8', cost will vary as per sizes)				the psqm prices are not selling prices but indicative prices	
	<a href="https://iqubx.com/glass-partition/">https://iqubx.com/glass-partition/</a>					SQM	950		
				including the cost of glass, approx cost		SQM	3500		
		Supply of extruded aluminium channels for construction of Aluminium glazed partition system GP2512 anodized finish / powder coated, including gaskets							
		GP2512a				PRM	630		
		anodized finish, extra				PRM	91		
26	double glass partition - GP2512D	Supply of Aluminium glazed partition system IQUBX GP2512D, with approx 100 x 25 thick snap fit frame system, and double 12mm float toughened / non toughened glass.		(Cost of glass not included here) (MRP cost based on a typical glass panel size of 8' x 8', cost will vary as per sizes)				the psqm prices are not selling prices but indicative prices	
	<a href="https://iqubx.com/glass-partition/">https://iqubx.com/glass-partition/</a>					SQM	1900		
				including the cost of glass, approx mpr		SQM	7000		
		Supply of extruded aluminium channels for construction of Aluminium glazed partition system GP2512D anodized finish / powder coated, including gaskets							
		GP2512Da				PRM	1260		
		anodized finish, extra				PRM	182		
27	glass connection profile abutments	Supply of Aluminium glazed partition glass connection profile abutments for 12mm glass, linear glass connection, for 2 12 mm glasses, anodize finish		length of 2.6m available		PRM	240		
		Supply of Aluminium glazed partition glass connection profile abutments for 12mm glass, L corner glass connection, for 2 12 mm glasses, anodize finish		length of 2.6m available		PRM	481		
		Supply of Aluminium glazed partition glass connection profile abutments for 12mm glass, T corner glass connection, for 3 12 mm glasses, anodize finish		length of 2.6m available		PRM	688		
28	glass partition - GP1510	Supply of Aluminium glazed partition system IQUBX GP1510, with approx 53.5 x 15 thick sleek snap fit frame system, and 10mm float toughened / non toughened glass.		(Cost of glass not included here) (MRP cost based on a typical glass panel size of 8' x 8', cost will vary as per sizes)					
	<a href="https://iqubx.com/glass-partition/">https://iqubx.com/glass-partition/</a>					SQM	1200		
				including the cost of glass, approx cost		SQM	3800		
		Supply of extruded aluminium channels for construction of Aluminium glazed partition system GP1510 powder coated							
		MPa (7.5 x 54) 2 nos. + MPb glass snapfit channel + 2 nos. gaskets				PRM	856		
		anodized finish, extra				PRM	138		
<b>Door and Door Frame</b>									
The door design is unique. It can incorporate double glass as well as single glass and has inbuilt handle profile. It can also be installed with concealed door closure and floor machine. The sleek door frame can be used to create rebate with partition systems for flush and glass doors on hinges making the cabin sound proof and air tight, and can be used to create independent door frames too.									
29	Door frame - DF01	Supply of ALUMINIUM DOOR FRAMES FOR PARTITIONS AND WALLS IQUBX DF01, 50 x 34, with rebate 10mm, double rubber seal, for use with glass and demountable partitions, assemblable independently as well to act as door frame for wall and gypsum partitions							
				powder coat finish price		PRM	456		
		anodized finish, extra				PRM	62.5		
		extra for fabricated frame				PRM	91		
<b>Baffle Ceiling</b>									
The only products which have been certified "GREENPRO" by IGBC, CII. World's only baffle ceiling system which is modular, can be fixed in various configuration, and with changeable finishes. It can be hung vertical or at an angle of 45 degree. Elements can be combined to form different shapes. All the exposed surfaces can incorporate multiple changeable finishes including lacquered glass, cork, laminates, polished veneer, printed vinyl etc. Unique design can even incorporate LED lighting on all the surfaces. Trendy, unique design is already in high demand for use in malls, cafeterias, offices, lobbies, residential towers and hotels.									
30	baffle ceiling BFC-1	Supply of Aluminium Baffle Ceiling IQUBX BFC-1 System with linear profile of Size 25x120mm, in Anodized or Powder Coated Finish along with the Hanging Frame and accessories, fixed to roof/Concrete Ceiling. The baffle ceiling system can be hung in two orientations, on Vertically straight at 90 degree and 45 degree angles. The Baffle Ceiling system to have capacity to hold Lacquered Glass, Laminated Ply, Pre-laminated Board, Edge-lit Acrylic, Cork, Printed Vinyl, or Polished Veneer as per the client's requirement.							
		extra for anodizing				PRM	520		
		extra for laminated mdf on one side				PRM	78		
		extra for backpainted glass on one side				PRM	117		
		extra for cork on one side				PRM	195		
		extra for printed vinyl on sunboard / mdf on one side				PRM	130		
		extra for edge-lit acrylic on one side, without driver / transformer, with single run of LED				PRM	143		
						PRM	520		
								the psqm prices are not selling prices but indicative prices	
		tentative cost for baffles with spacing @150mm c/c, with powdercoating and laminated mdf on both faces		indicative cost and not list price assuming 6 baffles are positioned in 1m		SQM	4000		
		tentative cost for ceiling frame including labour		indicative cost and not list price		SQM	700		
31	baffle ceiling BFC-2	Supply of Rectangular Aluminium Baffle Ceiling IQUBX BFC-2 System with box profile of Size 42x120mm, in Anodized or Powder Coated Finish along with the GI Hanging Frame and accessories, fixed to roof/Concrete Ceiling. The baffle ceiling system can be hung in two orientations, on Vertically straight at 90 degree and 45 degree angles. The Baffle Ceiling system to have capacity to hold Lacquered Glass, Laminated Ply, Pre-laminated Board, Edge-lit Acrylic, Cork, Printed Vinyl, or Polished Veneer as per the client's requirement.							
		extra for anodizing				PRM	826		
		cost of endcaps				PRM	105		
		extra for laminated mdf on one side				each	25		
		extra for backpainted glass on one side				PRM	154		
		extra for cork on one side				PRM	245		
		extra for printed vinyl on sunboard / mdf on one side				PRM	168		
		cost of bottom side shall be 50% of cost of sides for all materials above				PRM	175		
		extra for edge-lit acrylic on sides, without driver / transformer or wiring				PRM	630		

		extra for edge-lit acrylic on bottom, without driver / transformer or wiring			PRM	350		
					the psqm prices are not selling prices but indicative prices			
		tentative cost for baffles with spacing @200mm c/c, with powdercoating and laminated mdf on all 3 faces		indicative cost and not list price, assuming 5 baffles are positioned in 1m	SQM	4200		
		tentative cost for ceiling frame including labour		indicative cost and not list price	SQM	700		
32	baffle ceiling BFC-12	Supply of Modular Aluminium Baffle Ceiling System IQUBX BFC-12. The IQUBX BFC-12 is a combination of BFC-1 and BFC-2, that can be assembled and fixed in multiple combinations and orientations. The Baffle ceiling system to have Anodized or Powder Coated Finish along with the GI Hanging Frame and accessories, fixed to roof/Concrete Ceiling. The Baffle Ceiling system to have capacity to hold Lacquered Glass, Laminated Ply, Pre-laminated Board, Edge-lit Acrylic, Cork, Printed Vinyl, or Polished Veneer as per the client's requirement.				PRM	1820	
	<a href="https://iqubx.com/aluminium-sound-baffle-ceiling-system/">https://iqubx.com/aluminium-sound-baffle-ceiling-system/</a>	tentative cost for baffles with spacing @300mm c/c with anodizing and laminated mdf on all 3 faces		indicative cost and not list price, assuming 3 baffles are positioned in 1m	SQM	6000		
		tentative cost for ceiling frame including labour		indicative cost and not list price	SQM	700		



### Open Frame Rack system and D rings

The only products which have been certified "GREENPRO" by IGBC, CII. This modular aluminium open rack system is completely flexible in configuration, have strong connectors, 100% aluminium and minimum number of components for better logistics. D ring wire manager is also readily available with or separately. This versatile system can be used to create very strong partitions, 2 post and 4 post open frame racks, modular server racks and even electrical panel boxes.

33	D ring - DR01	supply of D ring rack wire / cable manager for server racks and other racks, nylon material, fixable sideways or at back with nut and bolt, with multiple notches to secure zip ties, 137 x 52 x 19 mm		powder coated.extra for anodize finish 10%	each	280		
34	cable termination rack - cable distribution rack - CTR01 / CDR01	Supply of 2 post open frame rack made of modular extruded and machined aluminium components and injection moulded / CNC cut plastic components for use as cable distribution / termination rack for low voltage cables with system to mount matrix patch boards, terminal blocks, shield clamping saddles, wire managers, raceways, carrier rails etc as per requirements, with insulated legs and wall support channel		900 x 2100, cost of rack only without equipment, wire managers, D rings, raceways or carriers	each	105000		
35		Supply of extruded aluminium channels for construction of open frame rack system. The channels are designed for high modulus of elasticity, and very strong joinery with allen bolts and aluminium brackets		anodize finish cost 15% extra				
	<a href="https://iqubx.com/open-frame-rack-cabinet-cable-termination-distribution/">https://iqubx.com/open-frame-rack-cabinet-cable-termination-distribution/</a>	OFRa, 50x 50		2.4m length	prmm	875		
		OFRb, 25x 38.8		2.4m length	prmm	450		
		OFRc, 50x 24		2.4m length	prmm	300		
		18mm wide aluminium bracket 38 x 38 x 5			each	15		

### Modular partition systems for work stations and tables

These partition systems are remarkable for their simplicity. With minimum components, and just 28 / 54mm wide partitions can be made for screens, table top partitions and aprons and desk systems. They can be interlocked in continuity, and 90 degree to form straight, L shaped and T shaped configurations. They can incorporate top mounted LED lights in any lengths. WS4 can be used with internal wiring and has additional possibility of making full height partitions as part of workstations or independent glass partitions (even post construction conversion from low ht to full ht is possible).

36	workstation modular partition - airline 28mm wd - WS28	supply of 28mm wd Iqubx WS28 Airline modular partition system for workstations with infill panel prelam board / soft board / magnetic or non-magnetic glass board with endcaps and end channels as required						
		average size considered of each panel 16sqft (4' x 4') powder coated		the size considered for area calculation will be the nearest higher rounded off dimension in feet for each side	SQM	2062.5		
		extra for anodizing, to be added in all panels			SQM	500		
		with prelam particle board 24mm infill			SQM	3062.5		
		with soft board infill 2 x 12mm and ms sheet 1mm (cost of fabric upto 120 psqft)			SQM	3437.5		
		with non magnetic 5mm lacquered / backpainted glass and 12 thk prelam			SQM	6875		
		with magnetic 5mm lacquered / backpainted glass and 12thk prelam, 2 x 0.3mm GI sheets			SQM	7125		
		typical 4' x 4' partition with 1.5' high softboard and prelam below			each	4750		
		for size 4' x 3'		percentage price increase shall be extra above prices	10%			
		for size 4' x 2'		percentage price increase shall be extra above prices	20%			
		for size 3' x 2', for apron etc		percentage price increase shall be extra above prices	25%			
		WS28a main section			PRM	252		
		WS28b side cap section			PRM	154		
		WS28c partition joinery section - L connector			PRM	105		
		extra for anodizing, to be added for all sections			PRM	42		
		plastic endcap for linear joint of two partitions			each	14		
		plastic end cap for partition end			each	14		
37	workstation modular partition - jetline 54mm wd - WS54	supply of 54mm wd Iqubx WS54 Jetline modular partition system for workstations with infill panel prelam board / soft board / magnetic or non-magnetic glass board with endcaps and end channels as required						
		average size considered of each panel 16sqft, powder coated			SQM	2625		
		extra for anodizing, to be added in all panels			SQM	500		
		with prelam particle board 2 x 12mm infill			SQM	3750		
		with soft board infill 2 x 12mm + 24mm spacer frame (cost of fabric upto 120 psqft)			SQM	4125		
		with non magnetic 5mm lacquered / backpainted glass with 2 x 6mm mdf + 24mm spacer frame			SQM	7625		
		with magnetic 5mm lacquered / backpainted glass with 2 x 6mm mdf + 24mm spacer frame, 2 x 0.3mm GI sheets			SQM	8000		
		typical 4' x 4' partition with 1.5' high softboard and prelam below			each	5812.5		
		for size 4' x 3'		percentage price increase shall be extra above prices	10%			
		for size 4' x 2'		percentage price increase shall be extra above prices	20%			
		for size 3' x 2', for apron etc		percentage price increase shall be extra above prices	25%			
		WS54a main section			PRM	252		
		WS54b side cap section			PRM	308		
		WS54c partition joinery section - L connector			PRM	70		
		extra for anodizing, to be added for all sections			PRM	42		
		plastic endcap for linear joint of two partitions			each	14		
		plastic end cap for partition end			each	14		

